



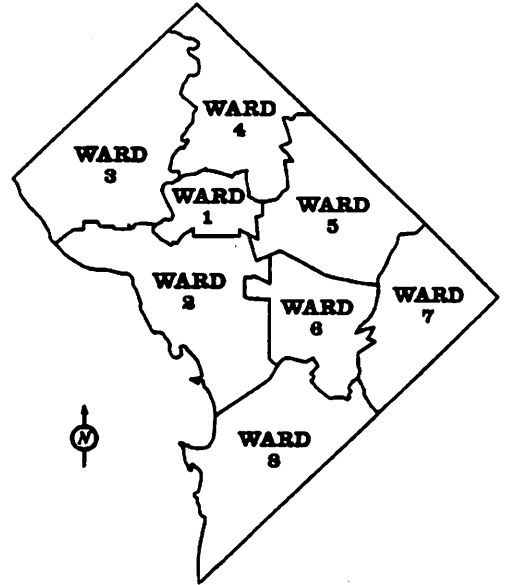
**D.C. Board of Elections and Ethics
DISTRICT OF COLUMBIA SPECIAL ELECTION
SEPTEMBER 14, 1993
FINAL AND COMPLETE ELECTION RESULTS**

Release:
Certified

Please note that the totals on this and the attached sheets are complete election results which include Absentee and Special ballots counted on Friday, September 24, 1993.

ELECTION CONTESTS:

- Chairman of the D.C. Council
- Initiative Measure No. 37
"The Nuclear Disarmament and Economic Conversion Constitutional Amendment Proposal Act of 1992"



.....

VOTER REGISTRATION AND TURNOUT BY WARD

WARD ONE REG.	39,265	
WARD ONE TURNOUT	8,488	21.6%
WARD TWO REG.	39,101	
WARD TWO TURNOUT	8,803	22.5%
WARD THREE REG.	45,929	
WARD THREE TURNOUT	13,051	28.4%
WARD FOUR REG.	46,164	
WARD FOUR TURNOUT	14,798	32.1%

WARD FIVE REG.	43,642	
WARD FIVE TURNOUT	11,077	25.4%
WARD SIX REG.	42,363	
WARD SIX TURNOUT	9,334	22.0%
WARD SEVEN REG.	40,482	
WARD SEVEN TURNOUT	10,124	25.0%
WARD EIGHT REG.	28,927	
WARD EIGHT TURNOUT	4,746	16.4%

TOTAL REGISTRATION AND TURNOUT

TOTAL REGISTRATION	325,873	
MORNING TURNOUT	35,826	
EVENING TURNOUT	44,595	
TOTAL PCT TURNOUT	80,421	
ABSENTEE VOTERS	2,548	
SPECIAL VOTERS	715	
TOTAL TURNOUT	83,684	25.7%

PRECINCT	REGISTERED VOTERS	TOTAL BALLOTS CAST	MARIE DRISSEL DC COUNCIL CHAIRMAN	EMILY FITZSIMMONS DC COUNCIL CHAIRMAN	DAVID A DAVE CLARKE DC COUNCIL CHAIRMAN	LINDA GROB DC COUNCIL CHAIRMAN	CHARLENE DEW JARYIS DC COUNCIL CHAIRMAN	WRITE IN DC COUNCIL CHAIRMAN	FOR INIT MEASURE #37	AGAINST INIT MEASURE #37
1	2754	4143	11847	11847	2714	5114	1283	0	126	126
2	898	1474	11847	11847	3143	1153	142	0	36	36
3	2200	3245	11847	11847	1497	1964	172	0	116	116
4	1288	1637	11847	11847	1287	1522	104	0	44	44
5	1238	1697	11847	11847	1381	1724	104	0	44	44
6	1238	1697	11847	11847	1381	1724	104	0	44	44
7	1238	1697	11847	11847	1381	1724	104	0	44	44
8	1238	1697	11847	11847	1381	1724	104	0	44	44
9	1238	1697	11847	11847	1381	1724	104	0	44	44
10	1238	1697	11847	11847	1381	1724	104	0	44	44
11	1238	1697	11847	11847	1381	1724	104	0	44	44
12	1238	1697	11847	11847	1381	1724	104	0	44	44
13	1238	1697	11847	11847	1381	1724	104	0	44	44
14	1238	1697	11847	11847	1381	1724	104	0	44	44
15	1238	1697	11847	11847	1381	1724	104	0	44	44
16	1238	1697	11847	11847	1381	1724	104	0	44	44
17	1238	1697	11847	11847	1381	1724	104	0	44	44
18	1238	1697	11847	11847	1381	1724	104	0	44	44
19	1238	1697	11847	11847	1381	1724	104	0	44	44
20	1238	1697	11847	11847	1381	1724	104	0	44	44
21	1238	1697	11847	11847	1381	1724	104	0	44	44
22	1238	1697	11847	11847	1381	1724	104	0	44	44
23	1238	1697	11847	11847	1381	1724	104	0	44	44
24	1238	1697	11847	11847	1381	1724	104	0	44	44
25	1238	1697	11847	11847	1381	1724	104	0	44	44
26	1238	1697	11847	11847	1381	1724	104	0	44	44
27	1238	1697	11847	11847	1381	1724	104	0	44	44
28	1238	1697	11847	11847	1381	1724	104	0	44	44
29	1238	1697	11847	11847	1381	1724	104	0	44	44
30	1238	1697	11847	11847	1381	1724	104	0	44	44
31	1238	1697	11847	11847	1381	1724	104	0	44	44
32	1238	1697	11847	11847	1381	1724	104	0	44	44
33	1238	1697	11847	11847	1381	1724	104	0	44	44
34	1238	1697	11847	11847	1381	1724	104	0	44	44
35	1238	1697	11847	11847	1381	1724	104	0	44	44
36	1238	1697	11847	11847	1381	1724	104	0	44	44
37	1238	1697	11847	11847	1381	1724	104	0	44	44
38	1238	1697	11847	11847	1381	1724	104	0	44	44
39	1238	1697	11847	11847	1381	1724	104	0	44	44
40	1238	1697	11847	11847	1381	1724	104	0	44	44
41	1238	1697	11847	11847	1381	1724	104	0	44	44
42	1238	1697	11847	11847	1381	1724	104	0	44	44
43	1238	1697	11847	11847	1381	1724	104	0	44	44
44	1238	1697	11847	11847	1381	1724	104	0	44	44
45	1238	1697	11847	11847	1381	1724	104	0	44	44
46	1238	1697	11847	11847	1381	1724	104	0	44	44
47	1238	1697	11847	11847	1381	1724	104	0	44	44
48	1238	1697	11847	11847	1381	1724	104	0	44	44
49	1238	1697	11847	11847	1381	1724	104	0	44	44
50	1238	1697	11847	11847	1381	1724	104	0	44	44
51	1238	1697	11847	11847	1381	1724	104	0	44	44
52	1238	1697	11847	11847	1381	1724	104	0	44	44
53	1238	1697	11847	11847	1381	1724	104	0	44	44
54	1238	1697	11847	11847	1381	1724	104	0	44	44
55	1238	1697	11847	11847	1381	1724	104	0	44	44
56	1238	1697	11847	11847	1381	1724	104	0	44	44
57	1238	1697	11847	11847	1381	1724	104	0	44	44
58	1238	1697	11847	11847	1381	1724	104	0	44	44
59	1238	1697	11847	11847	1381	1724	104	0	44	44
60	1238	1697	11847	11847	1381	1724	104	0	44	44
61	1238	1697	11847	11847	1381	1724	104	0	44	44
62	1238	1697	11847	11847	1381	1724	104	0	44	44
63	1238	1697	11847	11847	1381	1724	104	0	44	44
64	1238	1697	11847	11847	1381	1724	104	0	44	44
65	1238	1697	11847	11847	1381	1724	104	0	44	44
66	1238	1697	11847	11847	1381	1724	104	0	44	44
67	1238	1697	11847	11847	1381	1724	104	0	44	44
68	1238	1697	11847	11847	1381	1724	104	0	44	44
69	1238	1697	11847	11847	1381	1724	104	0	44	44
70	1238	1697	11847	11847	1381	1724	104	0	44	44
71	1238	1697	11847	11847	1381	1724	104	0	44	44
72	1238	1697	11847	11847	1381	1724	104	0	44	44
73	1238	1697	11847	11847	1381	1724	104	0	44	44
74	1238	1697	11847	11847	1381	1724	104	0	44	44
75	1238	1697	11847	11847	1381	1724	104	0	44	44
76	1238	1697	11847	11847	1381	1724	104	0	44	44
77	1238	1697	11847	11847	1381	1724	104	0	44	44
78	1238	1697	11847	11847	1381	1724	104	0	44	44
79	1238	1697	11847	11847	1381	1724	104	0	44	44
80	1238	1697	11847	11847	1381	1724	104	0	44	44
81	1238	1697	11847	11847	1381	1724	104	0	44	44
82	1238	1697	11847	11847	1381	1724	104	0	44	44
83	1238	1697	11847	11847	1381	1724	104	0	44	44
84	1238	1697	11847	11847	1381	1724	104	0	44	44
85	1238	1697	11847	11847	1381	1724	104	0	44	44
86	1238	1697	11847	11847	1381	1724	104	0	44	44
87	1238	1697	11847	11847	1381	1724	104	0	44	44
88	1238	1697	11847	11847	1381	1724	104	0	44	44
89	1238	1697	11847	11847	1381	1724	104	0	44	44
90	1238	1697	11847	11847	1381	1724	104	0	44	44
91	1238	1697	11847	11847	1381	1724	104	0	44	44
92	1238	1697	11847	11847	1381	1724	104	0	44	44
93	1238	1697	11847	11847	1381	1724	104	0	44	44
94	1238	1697	11847	11847	1381	1724	104	0	44	44
95	1238	1697	11847	11847	1381	1724	104	0	44	44


PRECINCT	REGIS-TERED VOTERS	TOTAL BALLOTS CAST	D COUNCIL CHAIRMAN	MARIE DRISSEL	ERLY FITZSIMONS	DAVID A : DAVE CLARKE	LINDA GROPE	CHARLENE DREW JARVIS	WRITE IN	FOR INIT MEASURE 37	AGAINST INIT MEASURE 37
PRECINCT 97	1240	219		744	0	124	237	738	49	130	57
PRECINCT 99	1157	438		344	0	115	174	773	17	160	119
PRECINCT 100	1608	1664		595	0	303	571	1225	1	289	131
PRECINCT 101	2397	664		117	0	364	574	179	1	338	159
PRECINCT 102	2397	504		597	0	227	554	1159	1	331	116
PRECINCT 103	2454	780		444	0	227	554	1159	1	331	116
PRECINCT 104	2454	780		444	0	227	554	1159	1	331	116
PRECINCT 105	1177	452		147	0	401	444	1303	1	128	123
PRECINCT 106	1177	452		147	0	401	444	1303	1	128	123
PRECINCT 107	1177	452		147	0	401	444	1303	1	128	123
PRECINCT 108	1177	452		147	0	401	444	1303	1	128	123
PRECINCT 109	1177	452		147	0	401	444	1303	1	128	123
PRECINCT 110	1177	452		147	0	401	444	1303	1	128	123
PRECINCT 111	1177	452		147	0	401	444	1303	1	128	123
PRECINCT 112	1177	452		147	0	401	444	1303	1	128	123
PRECINCT 113	1177	452		147	0	401	444	1303	1	128	123
PRECINCT 114	1177	452		147	0	401	444	1303	1	128	123
PRECINCT 115	1177	452		147	0	401	444	1303	1	128	123
PRECINCT 116	1177	452		147	0	401	444	1303	1	128	123
PRECINCT 117	1177	452		147	0	401	444	1303	1	128	123
PRECINCT 118	1177	452		147	0	401	444	1303	1	128	123
PRECINCT 119	1177	452		147	0	401	444	1303	1	128	123
PRECINCT 120	1177	452		147	0	401	444	1303	1	128	123
PRECINCT 121	1177	452		147	0	401	444	1303	1	128	123
PRECINCT 122	1177	452		147	0	401	444	1303	1	128	123
PRECINCT 123	1177	452		147	0	401	444	1303	1	128	123
PRECINCT 124	1177	452		147	0	401	444	1303	1	128	123
PRECINCT 125	1177	452		147	0	401	444	1303	1	128	123
PRECINCT 126	1177	452		147	0	401	444	1303	1	128	123
PRECINCT 127	1177	452		147	0	401	444	1303	1	128	123
PRECINCT 128	1177	452		147	0	401	444	1303	1	128	123
PRECINCT 129	1177	452		147	0	401	444	1303	1	128	123
PRECINCT 130	1177	452		147	0	401	444	1303	1	128	123
PRECINCT 131	1177	452		147	0	401	444	1303	1	128	123
PRECINCT 132	1177	452		147	0	401	444	1303	1	128	123
PRECINCT 133	1177	452		147	0	401	444	1303	1	128	123
PRECINCT 134	1177	452		147	0	401	444	1303	1	128	123
PRECINCT 135	1177	452		147	0	401	444	1303	1	128	123
PRECINCT 136	1177	452		147	0	401	444	1303	1	128	123
PRECINCT 137	1177	452		147	0	401	444	1303	1	128	123
PRECINCT 138	1177	452		147	0	401	444	1303	1	128	123
PRECINCT 139	1177	452		147	0	401	444	1303	1	128	123
PRECINCT 140	1177	452		147	0	401	444	1303	1	128	123
** TOTALS **	325873	80421		4912	521	37366	12699	22962	1240	39994	31304

(RECAP)	REGISTERED VOTERS	TOTAL BALLOTS CAST		DC COUNCIL CHAIRMAN	EMILY FITZSIMMONS	DAVID A : DAVE CLARKE	LINDA GROBE	CHARLENE DREW JARVIS	DC COUNCIL CHAIRMAN	WRITE IN	FOR INIT MEASURE 37	AGAINST INIT MEASURE 37
ELECTION DAY PRECINCTS	325873	80421										
WARD -- 1	39264	8488		4918	521	37369	12677	22962		1240	39994	31304
WARD -- 2	39101	8803		731	78	4263	1147	2052		102	4368	3067
WARD -- 3	45929	13051		1733	83	3744	1430	2300		62	3904	4131
WARD -- 4	46154	14798		2144	44	5667	1597	3197		242	4820	7191
WARD -- 5	43548	11077		4219	80	5180	1497	2614		158	7971	5014
WARD -- 6	40487	9334		154	43	4219	1253	3184		180	5854	3638
WARD -- 7	28927	10124		4912	28	5180	1613	1937		118	2711	3737
WARD -- 8	325873	80421		4912	521	37369	12677	22962		1240	39994	31304
ELECTION DAY TOTALS				5123	542	39029	13010	23840		1280	41702	32422
ABSEN WARD 1	0	344		312	4	1772	109	1863		387	192	117
ABSEN WARD 2	0	352		312	4	186	109	68		387	192	117
ABSEN WARD 3	0	332		312	4	186	109	68		387	192	117
ABSEN WARD 4	0	425		312	4	186	109	68		387	192	117
ABSEN WARD 5	0	435		312	4	186	109	68		387	192	117
ABSEN WARD 6	0	188		2	1	194	24	25		157	180	81
ABSEN WARD 7	0	260		2	1	194	24	25		157	180	81
ABSEN WARD 8	0	85		1	1	159	2	28		44	44	5
SPEC WARD 1	0	99		1	1	40	1	33		44	44	5
SPEC WARD 2	0	114		1	1	40	1	33		44	44	5
SPEC WARD 3	0	127		1	1	40	1	33		44	44	5
SPEC WARD 4	0	70		1	1	40	1	33		44	44	5
SPEC WARD 5	0	75		1	1	40	1	33		44	44	5
SPEC WARD 6	0	83		1	1	40	1	33		44	44	5
SPEC WARD 7	0	71		1	1	40	1	33		44	44	5
SPEC WARD 8	0	71		1	1	40	1	33		44	44	5
ELECTION TOTAL	325873	83684		5123	542	39029	13010	23840		1280	41702	32422

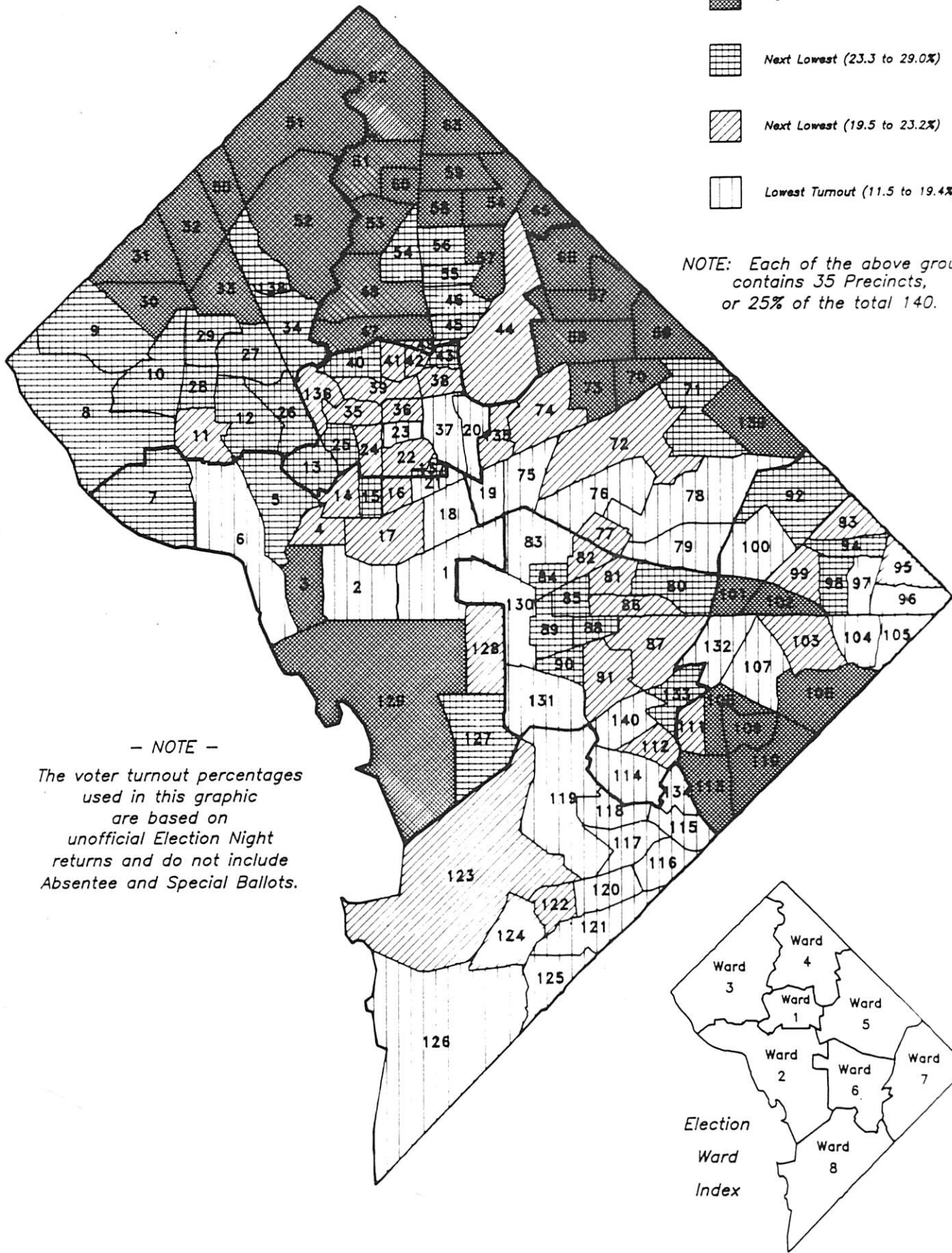


September 14, 1993 Special Election VOTER TURNOUT by PRECINCT

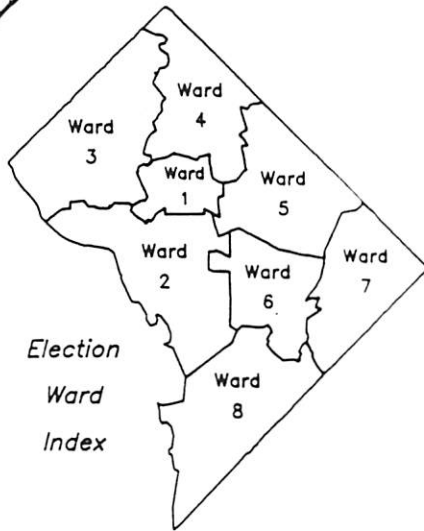
% Voter Turnout



NOTE: Each of the above groups contains 35 Precincts, or 25% of the total 140.



— NOTE —
 The voter turnout percentages used in this graphic are based on unofficial Election Night returns and do not include Absentee and Special Ballots.



D.C. Board of Elections and Ethics
SEPTEMBER 14, 1993 SPECIAL ELECTION FOR CHAIRMAN OF THE D.C. COUNCIL
Registered Voter Participation by Precinct

RANK	PCT #	WARD	REGISTERED VOTERS	VOTER TURNOUT	TURNOUT %	RANK	PCT #	WARD	REGISTERED VOTERS	VOTER TURNOUT	TURNOUT %
1	62	4	3,432	1,618	47.1%	71	103	7	2,993	696	23.3%
2	109	7	1,095	493	45.0%	72	111	7	1,567	363	23.2%
3	69	5	2,254	891	39.5%	73	128	2	1,575	364	23.1%
4	108	7	1,175	452	38.5%	74	16	2	2,438	562	23.1%
5	61	4	1,657	622	37.5%	75	44	4	3,062	705	23.0%
6	65	4	2,448	917	37.5%	76	112	6	2,577	590	22.9%
7	64	4	2,361	871	36.9%	77	35	1	3,230	728	22.5%
8	67	5	3,141	1,127	35.9%	78	135	5	2,561	575	22.5%
9	30	3	1,504	529	35.2%	79	11	3	3,886	870	22.4%
10	101	7	1,608	563	35.0%	80	86	6	2,234	499	22.3%
11	66	5	4,609	1,607	34.9%	81	81	6	3,418	763	22.3%
12	129	2	1,228	419	34.1%	82	4	2	1,476	324	22.0%
13	113	7	1,909	651	34.1%	83	77	5	2,710	593	21.9%
14	51	3	3,787	1,286	34.0%	84	87	6	2,608	568	21.8%
15	139	5	1,686	568	33.7%	85	99	7	1,249	272	21.8%
16	63	4	3,046	1,017	33.4%	86	49	4	769	167	21.7%
17	60	4	2,126	708	33.3%	87	136	1	926	201	21.7%
18	53	4	1,335	443	33.2%	88	24	1	3,549	769	21.7%
19	50	3	2,376	784	33.0%	89	93	7	1,391	301	21.6%
20	52	3	1,878	617	32.9%	90	122	8	1,402	300	21.4%
21	48	4	2,849	926	32.5%	91	91	6	3,506	750	21.4%
22	57	4	2,665	863	32.4%	92	22	1	2,534	538	21.2%
23	3	2	2,088	673	32.2%	93	17	2	3,467	736	21.2%
24	59	4	2,679	853	31.8%	94	124	8	2,510	529	21.1%
25	73	5	2,031	644	31.7%	95	14	2	3,145	662	21.0%
26	58	4	2,302	722	31.4%	96	82	6	2,537	521	20.5%
27	47	4	2,670	837	31.3%	97	38	1	2,167	444	20.5%
28	110	7	3,980	1,247	31.3%	98	74	5	3,464	698	20.2%
29	31	3	2,524	772	30.6%	99	123	8	2,106	423	20.1%
30	32	3	2,859	871	30.5%	100	72	5	3,685	739	20.1%
31	70	5	1,521	461	30.3%	101	39	1	3,421	680	19.9%
32	33	3	3,153	953	30.2%	102	95	7	1,386	274	19.8%
33	102	7	2,235	662	29.6%	103	41	1	2,543	502	19.7%
34	68	5	2,184	639	29.3%	104	36	1	2,850	556	19.5%
35	106	7	2,669	780	29.2%	105	42	1	1,473	287	19.5%
36	27	3	2,720	791	29.1%	106	115	8	1,644	320	19.5%
37	90	6	1,359	394	29.0%	107	78	5	2,612	499	19.1%
38	55	4	2,380	690	29.0%	108	6	2	3,200	609	19.0%
39	8	3	3,128	901	28.8%	109	105	7	2,731	505	18.5%
40	138	3	2,099	604	28.8%	110	21	2	1,247	229	18.4%
41	46	4	2,839	814	28.7%	111	104	7	2,787	504	18.1%
42	13	1	1,657	474	28.6%	112	100	7	910	164	18.0%
43	89	6	2,894	827	28.6%	113	132	7	1,632	292	17.9%
44	71	5	2,474	702	28.4%	114	134	8	1,543	274	17.8%
45	54	4	2,307	649	28.1%	115	83	6	3,002	531	17.7%
46	88	6	2,165	609	28.1%	116	97	7	1,240	219	17.7%
47	98	7	1,577	438	27.8%	117	140	6	1,746	307	17.6%
48	127	2	3,765	1,033	27.4%	118	75	5	2,733	469	17.2%
49	43	1	1,366	374	27.4%	119	96	7	2,206	376	17.0%
50	40	1	3,158	863	27.3%	120	23	1	1,639	278	17.0%
51	25	1	3,905	1,062	27.2%	121	126	8	3,188	534	16.8%
52	45	4	2,029	551	27.2%	122	76	5	797	133	16.7%
53	34	3	3,867	1,050	27.2%	123	18	2	4,124	684	16.6%
54	92	7	993	265	26.7%	124	118	8	1,919	308	16.1%
55	137	1	667	177	26.5%	125	131	6	963	154	16.0%
56	28	3	2,981	790	26.5%	126	2	2	899	142	15.8%
57	5	2	2,842	747	26.3%	127	119	8	2,431	380	15.6%
58	56	4	3,208	825	25.7%	128	130	6	2,403	374	15.6%
59	133	6	1,096	278	25.4%	129	1	2	2,732	413	15.1%
60	29	3	1,396	354	25.4%	130	120	8	1,753	258	14.7%
61	80	6	2,167	544	25.1%	131	114	6	2,750	397	14.4%
62	84	6	2,288	570	24.9%	132	107	7	1,424	204	14.3%
63	85	6	2,650	658	24.8%	133	20	1	1,153	165	14.3%
64	26	3	2,838	704	24.8%	134	121	8	2,887	412	14.3%
65	7	2	1,531	379	24.8%	135	19	5	3,412	484	14.2%
66	15	2	3,344	827	24.7%	136	125	8	3,696	522	14.1%
67	9	3	1,638	397	24.2%	137	79	5	1,768	248	14.0%
68	12	3	722	174	24.1%	138	116	8	2,182	295	13.5%
69	10	3	2,573	604	23.5%	139	37	1	3,027	390	12.9%
70	94	7	1,725	403	23.4%	140	117	8	1,666	191	11.5%

Note: Election-day precinct turnout does not include Absentee or Special ballots cast.