


AFTER-ACTION REPORT

On The November 4, 2014
General Election

After-Action Report – 2014 General Election



I. Introduction

This after-action report (“Report”) on the November 4, 2014 General Election (“General Election”) has been prepared by the District of Columbia Board of Elections (“BOE” or “Board”) pursuant to D.C. Official Code §1-1001.05(K) and 3 DCMR § 817. A related after-action report on the April 1, 2014 Primary Election (“Primary”) was authorized and released by the Board on September 30, 2014, in response to public concerns regarding delays and technical difficulties in tabulating and publishing the results of that primary election, and as part of the Board’s commitment to transparency and continued election reform efforts. Because the April primary evaluation strongly influenced and guided the Board’s administration of the General Election, this Report recaps several remedial undertakings discussed in the Primary report and the results of those actions during the General Election. Both reports embrace the Board’s commitment to accuracy, cost-effectiveness, convenience, security, transparency and accountability in the administration of elections.

This report begins with an overview of the General Election preparations as well as a review and evaluation of the remedial actions taken in light of the tabulation and Election Day issues BOE experienced during the Primary. This report also includes an overview of media and community outreach activities, Election Day operations, and election night tabulation as well as a post-election day analysis from precinct captains, election workers, and senior BOE staff.

The evaluation process involved in preparing this report yielded significant information, leading the BOE to undertake numerous remedial actions in preparation for future elections. Since the conclusion of the General Election, the Board has strengthened its procedures for publishing public outreach materials and continues to evaluate new electronic pollbook (“ePollbooks”) and voting system solutions.

As required by D.C. Official Code §1-1001.5(K), this report includes information about:

- (1) the total number of votes cast, presented by ballot type, including the number of spoiled ballots and special ballots not counted;
- (2) the number of persons registered:
 - (A) more than 30 days preceding the election;
 - (B) between 30 days preceding the election and Election Day; and
 - (C) on Election Day;
- (3) the number of polling place workers, by precinct;


- (4) copies of any unofficial summary reports generated by the Board on election night;
- (5) a synopsis of issues identified in precinct captain or area representative logs;
- (6) performance measurement data of polling place workers;
- (7) a description of any irregularities experienced on Election Day; and
- (8) any other information considered relevant to this evaluation.

In addition to compiling the aforementioned data, BOE staff:

- debriefed Precinct Captains to identify issues that arose on Election Day and to obtain details about the experiences of election workers and voters;
- met and reviewed what worked well and what needed to be improved; and
- surveyed election workers to identify problem areas and assess the performance of BOE staff in providing training for the election and Election Day support.

This Report is organized into six areas: (1) Election Day Preparation; (2) Early Voting; (3) Absentee Voting; (4) Election Day Operations and Performance; (5) Tabulation; and (6) Data.

After-Action Report – 2014 General Election



II. Election Day Preparations

A. Election Planning

Public Awareness. BOE began planning for the General Election by developing its outreach and media campaign.

BOE's promotional effort informed voters of the general election date, early voting dates and sites, and encouraged voters to verify their registration status before going to the polls. BOE conducted voter registration drives, election information meetings, and voter equipment demonstrations for seniors, Advisory Neighborhood Commission ("ANC") candidates, college students, and other groups of District of Columbia ("D.C." or "District") voters. BOE used these events to confirm and update voter registration information. BOE also advertised via television, radio, newspapers, Metrobus and Metrorail posters, and social media. The promotions encouraged voters to confirm their registration status and vote early or on Election Day.

Leading up to the General Election, BOE encountered three errors in its publications: two were vendor-related and the third was internal. The first, a misprint of the Metrorail platform signs with a typo on the closing time; the second, a precinct relocation mailer forwarded through the United States Postal Service's National Change of Address ("NCOA") system to 16 voters who had moved outside of the District; and the third, the D.C. Voter Guide cover with a design that resembled an inverted D.C. flag.

The BOE vendor was able to correct the misprinted Metrorail signs within a day of initial publication by correcting the closing time; the BOE strongly admonished its mailing vendor to not use NCOA address corrections on election mailers. The D.C. Voter Guide cover, however, despite management efforts, could not be remedied before mailing. The Board promptly issued a public apology to D.C. residents for the cover design, assuring them that the guide's content was accurate and reliable.

To reduce the likelihood of errors in future BOE publications, the Board, after a thorough investigation and audit by Board members, has implemented a pre-publication quality control system with reviews by senior management.

Public Information and Outreach. BOE deployed the following resources to enable and enhance both voter engagement and communication directly and through the media:

- **Media Packets.** Media packets were sent to the press and other media outlets well in advance of Election Day. The media packets included: responses to frequently asked

questions; an Election Day timeline for precinct vote tabulation; and the public release of unofficial preliminary results.

- **Twitter and Facebook.** Twitter and Facebook were updated frequently to provide BOE followers with a better understanding of the logistics involved in planning elections. For example, photos of activities leading up to and including Election Day were frequently posted beginning several weeks before the election.
- **Prescheduled Tweets.** A series of tweets was scheduled in advance of early voting and Election Day that included general information about voter registration, hours of business, and polling locations. The media and the public were also able to utilize the Twitter platform to ask specific questions and report any issues encountered during early voting and at the polls on Election Day.
- **Media Workshops.** Two media workshops were held in advance of Election Day. At these workshops, BOE staff provided information on Election Day activities and the media packets, including the tabulation process, a projected election night reporting timeline, and a reader's guide for understanding the summary reports generated on election night.
- **Mobile App.** BOE continued to promote its mobile app ("DCBOE Vote"), which allows voters to register to vote, request an absentee ballot, and access specific voting information, (e.g., candidate and ballot information), polling place and early voting locations, and other related election information.
- **Voter Information Project.** BOE collaborated extensively with the Voting Information Project ("VIP"), a partnership among The Pew Charitable Trusts ("Pew"), Google, and election officials. VIP works with states and local governments across the country to provide online official election information to voters, including ballot content and where to vote. Throughout 2014, the Board provided VIP with information (ballot, candidates, polling places) that could be accessed by voters through a variety of electronic devices, mobile applications, and websites. For the General Election, Pew collaborated with The Internet Association¹ to create gettothepolls.com, a site used by more than 74,000 users in D.C. An embeddable lookup tool developed by VIP was also featured on several D.C. media and campaign websites, including the Washingtonian, the Washington City Paper, NBC Washington, Fox 5 DC, and the DCist.
- **BOE's Website.** Both the website and mobile app generated a great deal of interest during the 2014 election cycle. BOE tracks website and mobile app usage to determine which categories are of interest to the public.

¹ The Internet Association is an entity that is committed to advancing policies that protect the Internet's future. More information can be found at www.internetassociation.org

BOE's website was updated frequently, giving voters and the media information in a timely and accessible manner. These updates addressed the questions most frequently asked by voters and the media.

During the 2014 election cycle approximately 65% of online visitors accessed the BOE website through a desktop, 27% used a mobile device, and 8% used a tablet.² On Election Day, a slightly higher percentage of users visited the website using a mobile device while a slightly lower percentage used a desktop. The vast majority of users visited the website to check registration status, find their polling place and review election tabulation results. Over half of the visitors to the website during the 2014 election cycle viewed either the 2014 Primary or General Election results.

During the seven (7) days immediately preceding Election Day, the "DCBOE Vote" received a total of 37,554 visits from 31,365 users, which resulted in 133,357 page views. Of the 37,554 visits, 20.8% were returning visitors and 79.2% were new visitors, and 1,190 submitted a voter registration application, seven (7) submitted a Federal Post Card Application (FPCA), and 129 submitted an absentee ballot application.

Voter Projections. For planning purposes and resource allocation, BOE estimated voter turnout to be approximately 37-40% of registered District voters based on prior general elections with a mayoral contest, recent voting trends, and changing demographics.³ Staff used the projected turnout numbers as a baseline for deploying supplies, election forms, voting equipment, ePollbooks, and election workers to Early Voting Centers ("EVCs") and Election Day polling places. The actual November 2014 turnout was 38.45%.

B. Election Equipment and Supplies

Voting Equipment. BOE deployed one (1) optical scan voting machine ("M100") and two (2) touch screen voting units, technically known as direct-recording electronic ("DRE") voting machines ("DREs"), to each polling place for the General Election. The M100 tabulates paper ballots and the DREs tabulate electronic ballots.

Pollbooks. As in the Primary, BOE used ePollbooks to check voters in at every polling place.⁴ EPollbooks are electronic versions of paper pollbooks that enable election workers to quickly locate a voter's information. The ePollbook displays the voter's address, precinct assignment, ballot style and voter registration status. It eliminates the need for voters to stand in alphabetical check-in lines, which in previous elections created bottlenecks, long lines, and delays. While the

² Data gathered from January 1 – December 12, 2014

³ The BOE utilized the "resource calculators" available through the Presidential Commission web site at www.supportthevoter.gov, hosted by the Cal Tech-MIT Voting Technology Project, to support its own internal projections. It also examined past turnout and the historical pace of registrations from past elections.

⁴ Paper pollbooks were sent as a backup.

ePollbooks did not function perfectly, due to aging hardware and outdated software technology, they were still far more efficient than paper pollbooks. Voter response to their use has been overwhelmingly positive, although there were some complaints about voters' inability to see their signatures when signing the ePollbook.

Election Day Supplies & Signage. BOE revised many polling place signs and forms to improve visibility and legibility. The revisions also included adding multiple languages to several different forms and polling place signs, such as the voting arrow signs and electioneering signs. BOE also created several different election instruction forms in English, Spanish, and Mandarin, which were deployed to all EVCs and to polling places on Election Day.

Logic and Accuracy Testing. Logic and Accuracy ("L & A") testing is a certified process for review of all components of an election system, including: hardware, software, election data, ballot layouts (visual, audio, multilingual), test-decks, marking instruments, and results tabulation and reporting. Per BOE's regulations and standard operating procedure, the testing was conducted on all voting equipment deployed for early voting and Election Day.

C. Facilities

Facility Preparation. BOE strives to ensure that each polling place used in the District is: accessible; provides ample space for accommodating voting equipment and election workers on Election Day; available to election workers on the Monday before Election Day to drop off election equipment and supplies; and available on Election Day from 6:00am until at least 9:00pm. In most cases, BOE utilized polling places that had been used in previous elections. For this election, several polling places were relocated because of unavailability. When a facility is unavailable, BOE relocates the polling place to another facility only after following a regulated process that includes meticulous screening of the prospective polling place, public hearings, publication in the D.C. Register of the proposed change in the location of a precinct polling place, and a formal vote by the Board.

Polling Place Relocations. Five (5) previously approved polling places were relocated for the General Election because they were unavailable due to previously scheduled events, construction, and in one instance, a permanent move to a better facility. Voters affected by precinct relocations were sent two (2) separate relocation notices via US Mail. BOE also posted signs at the former precinct locations to inform voters of these changes. The relocation information was also included in the Voter Guide, as well as on the BOE mobile app and website.

BOE received complaints that several of the polling place relocations as described in the Voter's Guide were confusing. BOE also received complaints that the signs posted at several of the former polling places were missing when the prospective voter arrived. This is a commonly recurring complaint and BOE is considering additional ways to make polling place relocation information clearer and more accessible in future elections.

Facility Diagramming Project. BOE continued its use of facility diagrams to help precinct captains and poll workers to optimize polling place layouts.⁵ The diagrams depict entrances and exits, room dimensions, electrical outlets, the proposed positioning of voting equipment, and suggested poll worker stations that facilitate traffic flow and privacy. Polling place workers and BOE staff used these drawings during set-up, which eliminated guess-work associated with polling-place configuration.

Accessibility. BOE is aware of several polling places with structural impediments that present an ongoing challenge for voters with disabilities. In the past, BOE has provided alternative programs to make these places more accessible, such as curbside voting and a doorbell alert system as well as election workers continuously checking outside the polling place for disabled voters who may need assistance. BOE continues to search for alternative locations that will allow the BOE to relocate these polling places.

D. Election Worker Training and Staffing

Staffing Goals. BOE estimated that approximately 1,800 workers would be required for the General Election.⁶ Table 1 below provides a breakdown of election worker positions per precinct, the total number of workers assigned, and a brief job description for each position⁷.

Table 1. Election Worker Staffing Requirements –General Election

Position	Per Pct.	Total	Job Description
Captain/Ass't Captain	1	143	Manage and lead the precinct
Assistant Captain	0-1	20	Assist with precinct leadership in busiest precincts
Check-In Clerk	2-7	555	Sign in voters and direct voters to get their ballot
Special Ballot Clerk	1-3	285	Assist voters unable to vote regular ballots
Voter Assistance Clerk	2-3	335	Assist curbside voters and disabled voters
Ballot Clerk	2-5	449	Ensure voters are given the correct ballot
Total	8-20	1,787	

⁵ The Board combined two (2) precincts in the same physical space with two (2) other precincts for the General Election. Separate pollworker teams operated each of the four (4) individual precincts.

⁶ This figure does not include the more than 400 individuals who worked at EVCs, or served as technical rovers, area representatives, and language interpreters.

⁷ Because of a wide variance in the number of active voters per precinct, the number of election workers assigned to each precinct varies.

In response to technical difficulties experienced with ePollbooks and voting machines during the Primary, BOE deployed additional technical support to assist with opening, closing, and troubleshooting equipment at every polling place on Election Day.

Election Worker Training. All election workers, regardless of prior experience and training, must complete at least four (4) hours of training before working a specific election. [D.C. Official Code § 1-1001.05(e)(4)(A)] Classes for the General Election began on Wednesday, September 10, 2014. Each training class was conducted in three to four hour blocks held Monday through Saturday, with classes available in the morning, afternoon, and evening to accommodate workers' schedules. Many workers also reviewed their training on the Monday prior to Election Day when they met at their assigned polling places, received supplies, set up their precincts, and reviewed Election Day procedures.

The BOE training curriculum for the General Election incorporated the recommendations and assessments of Precinct Captains, Area Representatives, Technical Rovers ("Tech rovers"), call center representatives and vendor support staff from prior elections. The training included troubleshooting scenarios and situations that election workers were likely to encounter on Election Day. For the General Election, the training curriculum included more practice on the ePollbook, DRE, and M100 by simulating Election Day scenarios. BOE also created and distributed a "How To" guide for poll workers.

Election Worker Evaluation. The training staff continued to monitor and improve the training and evaluation process. All prospective election workers are required to go through a performance evaluation as part of their training.⁸ They must (1) attend a training class specific to the worker's assigned tasks; (2) pass a written test to demonstrate sufficient knowledge to meet the Board's standards for executing a smooth election; and (3) successfully complete Election Day simulation exercises, thus demonstrating the ability to complete the tasks required for the position.

The Captains' training program was revised for the General Election by increasing the training from seven (7) hours to nine (9). The program included classroom rotation training in each of the election worker positions and hands-on demonstrations of each election worker task. The Captains were required to demonstrate the ability to operate all voting equipment, including opening and closing on Election Day, and also required to demonstrate the ability to complete key election polling place documents.

If a prospective election worker was unable to meet all three (3) requirements (training class, written test, simulation exercises), he/she could be disqualified from serving on Election Day. Of the 2,164 workers trained for the General Election, 94 failed the training and approximately 60 were required to take additional training and/or assigned to a less demanding position.

Recruitment. Prospective poll workers are recruited in a variety of ways. Some sign up when voting or registering to vote, others come through local civic organizations, and some are


⁸ The Captains did not take a written exam for the General Election because the program was expanded to include practical and effective hands on training and evaluation of capability.

referred by other election workers. In preparation for the General Election, BOE identified approximately 40 precincts, primarily in Wards 1, 2, and 3, that typically do not have enough election workers on Election Day. Staff emailed over 30,000 registered voters in those precincts seeking their assistance to serve on Election Day. Nearly 180 people responded to the email, completed an election worker application, attended a training class, and worked on Election Day, thereby enabling those precincts to have sufficient coverage.

E. Planned BOE Actions

BOE will take the following actions to improve its Election Day preparations:

1. develop and mail surveys to voters requesting feedback regarding the General Election;
2. continue to work with local advocacy groups for voters with disabilities and limited English proficiency;
3. continue to use data (such as the number of spoiled ballots, undervotes, and special ballots) to strengthen training and develop future voter education activities;
4. implement a new quality control system with additional checks and balances to ensure that external communications and publications are timely and accurate; and
5. continue recruiting election workers through email and other methods.



III. Early Voting

Early voting – which consisted of in-person absentee and early voting at satellite locations – began on October 20, 2014, and continued through November 1, 2014. A total of 26,660 voters participated in early voting during the General Election, accounting for 15% of the votes cast.

A. Changes to Early Voting

Early Voting. In response to voter feedback and low turnout during the Primary Election, BOE reduced the number of Early Voting Centers (“EVCs”) in the General Election from thirteen (13) to nine (9).⁹ EVC locations were selected based on: (1) availability for the week of October 25 – November 1, 2014; (2) proximity to a Metro station; (3) capacity to connect with BOE’s dedicated communication network; and (4) accessibility.

Each of the nine (9) EVCs selected had received positive feedback from voters in previous elections, and they operated smoothly during the General Election. Each location was within approximately one mile of a Metro station and/or located along a major bus route. Though early voter turnout at King Greenleaf and Sherwood Recreation Centers was lower than expected, response from voters regarding all of the early voting locations has been positive. A higher percentage of voters voted early in the General Election than in the Primary.

Early Voting Wait Time Reporter. BOE continued to use its online wait time application “The Queue”. “The Queue” provides real time wait times for each early voting location, as well as the address of the site, a picture of the site, and the hours of operation. “The Queue” received over 25,000 visits from mobile devices, tablets, and desktop computers. “The Queue” continues to be a valuable resource for voters and an invaluable management tool for BOE.

Lessons Learned. The Board will continue to encourage voters to use EVCs and will continue to monitor, evaluate and analyze voting trends and data to ensure effective placement and operation of EVC sites.



⁹ The Early Voting Center Locations for the General Election were: 1) One Judiciary Square; 2) Columbia Heights Community Center; 3) Chevy Chase Community Center; 4) Takoma Community Center; 5) Turkey Thicket Recreation Center; 6) King Greenleaf Recreation Center; 7) Sherwood Recreation Center; 8) Dorothy I. Height/Benning Library; and 9) Malcolm X Elementary School.

B. Early Voting Operations

Early Voting Center Equipment. Each EVC was supplied with eight (8) ePollbooks for the General Election. Six (6) of these were used to check in voters and the other two (2) were available as backup units. The ePollbooks operate on a local network and provide real-time access to the District's voter list, expediting the check-in process and ensuring that a voter cannot vote more than once. It took an average of one minute, thirty seconds to check a voter in for voting using the ePollbook.

The Board also deployed ten (10) DREs to each of its EVCs. Each DRE was programmed with all precinct ballots. Voters spent an average of three (3) to five (5) minutes casting their ballot on a DRE. In the vast majority of cases, voters cast their ballots without having to wait more than five (5) minutes to access a DRE. There were a few occasions during peak voting hours that an EVC reported a wait time, but never more than 20 minutes.¹⁰

Paper Ballot Voting at Judiciary Square. In addition to DREs available for early voting, the EVC at One Judiciary Square was supplied with paper ballots and fifteen (15) M100s. M100s can process only a limited number of precinct ballot styles, thus ten (10) precincts were assigned to fourteen (14) M100s, and three (3) precincts were assigned to the remaining M100. Voters who chose to vote a paper ballot during early voting spent on average four (4) minutes to cast their ballot.

Early Voting Center Staffing. EVCs were staffed with two shifts of temporary election workers of eight (8) to fourteen (14) workers per shift. The sites were managed by two (2) alternating EVC Site Coordinators and a BOE liaison. BOE also deployed a technician to monitor each EVC and assist with any technical problems during the early voting period. This plan allowed BOE's full time staff to focus on Election Day preparations and communications with voters. More than 250 EVC workers were trained and worked during early voting. Approximately 90% of these individuals also worked on Election Day.

C. Early Voting Turnout

The Board's objective is to increase the percentage of voters who vote early -- either by mail or at an EVC -- which in turn should lessen the heavy volume of voters at the polling place on Election Day. Adjusting the number of EVCs and assessing the success of any particular location assists the Board in facilitating and streamlining the early voting process.

As previously noted, to improve early voting for the General Election, the Board analyzed early voting patterns in previous elections, and selected the nine (9) EVC facilities that had been used

¹⁰ These wait times occurred at the smaller and busier EVC locations, such as Chevy Chase and Takoma Park Recreation Centers.

successfully in the past. BOE then engaged a variety of online tools to educate voters about early voting opportunities, including its website, Comcast Spotlight,¹¹ Twitter, and Facebook.

The early voting turnout percentage and overall turnout in the General Election were higher than in the November 2010 General Election. See Table 2. While this is only the second mayoral general election in which the District has offered early voting, the increase in the number of voters utilizing the in-person early voting facilities is encouraging.

BOE will continue to analyze election data to identify trends and patterns that will enable it to increase the opportunities for voters to participate in early voting.

Table 2. Early Voting Participation in Recent Major Elections

Election Date	Total Voters	Early Voters	%
9/14/10	137,586	21,163	15.4%
11/2/10	135,846	13,770	10.1%
4/3/12	64,361	6,247	9.7%
11/6/12	294,254	57,053	19.4%
4/1/14	99,394	14,755	14.8%
11/4/14	177,377	26,660	15%


D. Planned BOE Actions

BOE will take the following actions to enhance the efficiency and performance of its early voting operations:

1. continue encouraging participation in early voting via voter education and media outreach;
2. continue promoting the use of the online election tools to allow voters to plan their visit to an EVC at a convenient time; and
3. monitor utilization of current EVC sites and develop supply-demand criteria for adding new sites and identifying opportunities for increasing early voting turnout.

¹¹ For the first time, the BOE placed advertisements on Comcast Spotlight -- the advertising sales division of Comcast. Preliminary analysis indicates that the advertising helped alert DC Comcast customers to the General Election.

After-Action Report – 2014 General Election



IV. Absentee Voting

Processing Absentee Requests. BOE sent a total of 8,535 absentee ballots to voters during the General Election, of which 830 were sent to voters covered by the Uniformed and Overseas Citizens Absentee Voting Act (“UOCAVA”). See Table 3 below. BOE received 6,367 returned absentee ballots. Of the 6,367 ballots returned, 5,989 were counted and 378 (5.9%) were not counted for the following reasons: 207 were returned to the office as undeliverable; 162 did not contain a signature; and eight (8) were received after the mail-in deadline.¹²

Table 3. Absentee Ballots Transmitted and Returned

2014 General Election	Absentee ballots transmitted	UOCAVA ballots transmitted	Absentee ballots returned	Timely return rate	Absentee ballots counted	Absentee ballots counted rate
11/4/2014	8,535	830	6,367	74.5%	5,989	94.1%

Undeliverable Ballots. A total of 207 absentee ballots were returned to BOE as undeliverable. In all cases, BOE transmitted replacement ballots via US mail or e-mail when updated addresses were provided.

BOE Improvements in Absentee Balloting


In response to delivery and processing problems encountered during the April Primary, BOE staff took the following actions to improve its absentee voting processes:

1. held conversations with the U.S. Postal Service to identify any postal system practices that might have caused delivery problems with absentee ballots;
2. dedicated additional staff to processing absentee ballots; and
3. mailed domestic absentee ballots to voters one week earlier than it had in previous general elections.

¹² BOE sends every voter who failed to sign the returned absentee ballot envelope a letter asking them to sign and return an affidavit, so that the absentee ballot can be counted.

BOE will continue discussions with the Postal Service to keep abreast of delivery trends and practices that would inform BOE's preparation and delivery operations. BOE will also monitor the reasons for rejected absentee ballots, so as to better inform voters.

After-Action Report – 2014 General Election



V. Election Day Operations & Performance

A. Facilities and Precinct Opening

Monday Set-up. During the Primary, there were a few instances where election workers were unable to gain timely access to polling places for set-up purposes on the Monday prior to the election. As a result, BOE revised its facilities confirmation process to avoid set-up and access problems on the day before Election Day and Election Day itself. The revised process included sending a second confirmation letter (a week in advance of Election Day) to facility managers at each polling location, reminding them of BOE's delivery and set-up schedule, and confirming the previously provided contact number of the person who would be onsite to provide access at each polling place.

As a result of these changes, BOE did not experience any significant difficulties with access and set-up for the General Election. BOE believes the second confirmation letter was the key to this success because it reminded facility managers of the set-up schedule, and allowed the facility manager and BOE to work out alternative arrangements in the event that a facility manager discovered a conflict.

Election Day. On Election Day, two (2) precincts reported issues with electrical lighting. In both instances, BOE staff contacted the facility liaison for DC Public Schools, who arranged for staff to deliver additional lights to these sites. At one of the locations, the additional lights caused a brief power outage within the polling place. This outage was quickly rectified and did not interrupt voting at that precinct.¹³

One polling place facility experienced a break-in and theft of BOE's ePollbooks.¹⁴ The police responded to the incident, and BOE staff delivered replacement ePollbooks to the polling place prior to 7:00am. Voting began at the facility at 7:00am as scheduled. The Board has officially recognized and commended the Precinct Captain and election workers in this precinct for displaying great courage and commitment to the election process in spite of this trying experience.

At a few precincts, the polling place was moved from one room in the facility to another due to construction. Moving the polling place from the designated room in the school to a smaller room initially led to greater congestion in the polling place. Once students were dismissed from school, election workers were able to expand the polling place to accommodate voters who came in the evening.

¹³ BOE ran extension cords down the hallway of the polling location to nearby classrooms so that the facility could be adequately lit.

¹⁴ Precinct 106 - Davis Elementary

Lessons Learned. BOE will continue to send a second confirmation letter to facility managers at each polling location at least one week in advance of Election Day. Where polling places are located in schools, BOE will continue coordinating with the facility managers to ensure seamless access and set-up.

B. Equipment Performance

Election Day Equipment. BOE deployed two (2) DREs, one (1) M100, and at least two (2) ePollbooks to each polling place. Polling places with larger voter registration numbers received four (4) to seven (7) ePollbooks.

Equipment Issues. BOE's Help Desk or Call Center received 301 calls for precinct support related to staffing, technical support, supplies, and other election-administration related matters on Election Day. Of the 301 calls, 198 calls, or 66%, were related to problems with ePollbooks, the DREs, and, to a lesser extent, the M100s. This is a much higher percentage of support calls for voting equipment than in previous elections. The increase is directly tied to the aging voting equipment.

The most common equipment problems encountered on Election Day included:

- ePollbooks with screen freezes;
- ePollbook printer problems;
- ePollbook user error;
- DRE's with screen freezes; and
- M100 paper jams.

With each subsequent election, an increasing percentage of Election Day problems involve the DRE and ePollbook hardware and software. As the Board noted in its April 2014 After Action Report, "With the exception of approximately 160 DREs obtained for the Primary, the DREs and the M100s in the District's inventory are "refurbished", or used, units purchased in 2009..."

As the District's voting equipment is fast approaching the end of its useful operational life, it is imperative that BOE replace its voting system before the 2016 election cycle.¹⁵

Technical Support. BOE deployed 45 tech rovers to support Precinct Captains on Election Day.

Lessons Learned. BOE will continue to provide at least one technician for every three (3) precincts to assist with troubleshooting technical problems at polling places on Election Day. Though this support will not eliminate unexpected disruptions, it will help alleviate the severity

¹⁵ Presidential Commission on Election Administration, The American Voting Experience: Report and Recommendations, January 2014; <https://www.supportthevoter.gov/files/2014/01/Amer-Voting-Exper-final-draft-01-09-14-508.pdf>

and duration of any delays and interruptions. Such a “band-aid” approach, however, is not the most efficient or economical answer.

C. Election Worker Performance

Election Day Staffing. BOE’s goal is to have every polling place staffed with a full complement of trained election workers on Election Day. For the General Election, BOE set a goal of approximately 1,800 workers for all positions. To reach that goal, 2,164 workers were recruited and completed training. Cancellations and workers failing the training course reduced the number of available workers to 1,906. Of the 1,906 assigned workers, 1,750 reported for work, meaning that 156 workers (8.2%) failed to report to their polling places on Election Day.¹⁶

To cover the anticipated human resource deficit, BOE trained and assigned up to two (2) extra workers to each polling place. This strategy worked because the Board was able to reassign workers from one precinct to another as needed. Additional reserve workers reported to One Judiciary Square on Election Day and were on standby until assigned to a polling place.

In response to a BOE election worker survey, 77% of election workers and 71% of precinct captains surveyed believed that their precinct had the appropriate number of election workers on Election Day:

Six percent of election workers believed they had too few workers, 4% believed that they had too many workers, and 13% indicated they had the appropriate number most of the day, but too few during the precinct’s busiest periods.

Three percent of Precinct Captains reported they had too many workers, 14% believed they had too few workers, and 11% indicated they had the right number most of the day, but too few during the precinct’s busiest periods.

Post-Election Performance Measures

BOE evaluates election worker performance during training as well as at the polling places on Election Day. For the first time, BOE deployed data collection teams on Election Day to track performance in several polling places. The data collection teams were made up of five (5) groups of three (3) workers. The teams were assigned to five (5) of the busiest polling places¹⁷ to observe and evaluate the election process, including the amount of time it took for voters to check in, receive their ballot, and vote.

¹⁶Election workers who do not have a legitimate reason for not reporting for duty are generally disqualified from service in future elections.

¹⁷ These polling places were selected based on: 1) their projected voter turnouts; 2) their geographic diversity; 3) their internet connectivity (to report results back to the BOE); and 4) their relatively large space (to avoid interfering with the actual Election Day processes).

The data teams reported that the total amount of time a voter spends in the precinct (including wait time at various stations) averaged the following for each method of voting:

- M100 voter – 8 minutes, 40 seconds
- DRE voter – 12 minutes, 12 seconds
- Special Ballot voter – 14 minutes, 45 seconds

Tables 4 and 5 (below), indicate the overall average time* spent by a voter in the polling place voting on the M100 or the DRE.

Table 4. Average time for M100 voter experience

Wait in line to check in	1:42
Processed by Check-In Clerk	1:21
Wait in line to get a paper ballot	0:30
Obtain ballot and instructions from the Ballot Clerk	0:30
Walk to voting booth and complete the ballot	4:08
<u>Wait in line to drop ballot into the M100</u>	<u>0:29</u>

Total time from entering polling place to casting a ballot 8:40

**All times reported are in minutes and seconds*

Table 5. Average time for DRE voter experience

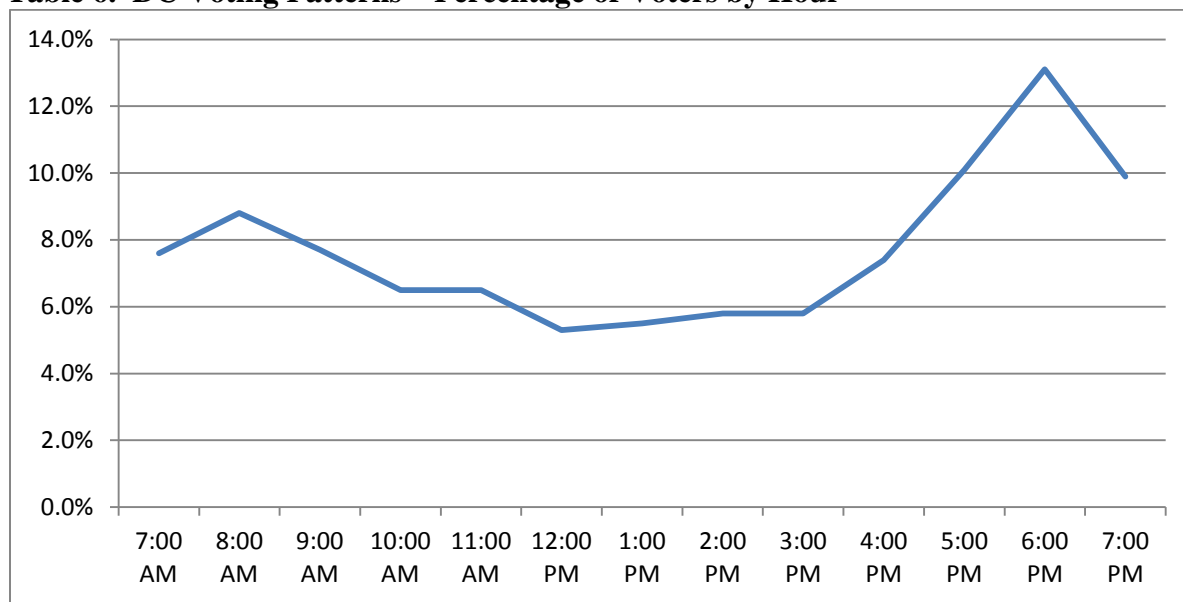
Wait in line to check in	1:42
Processed by Check-In Clerk	1:21
Wait in line to get a touchscreen machine	5:32
Have Ballot Clerk set up an electronic ballot	0:45
<u>Complete the electronic ballot</u>	<u>2:52</u>

Total time from entering polling place to casting ballot 12:12

The data team’s review indicated that polling places were busiest during the early morning and evening hours. Specifically, on Election Day the hours from 7:00am to 9:00am were busy, and the busiest period was from approximately 5:00pm until 8:00pm. During the last three (3) hours of Election Day, roughly one third of all voters appeared at the polling place to cast their ballot.

Table 6 on the following page displays the voting pattern by time of day at a typical District polling place. The peaks and troughs vary slightly by precinct and Ward, but most polling places follow this basic pattern on Election Day.

Table 6. DC Voting Patterns – Percentage of Voters by Hour



Though ePollbooks have sped up the check-in process, it is still faster to vote a paper ballot than an electronic ballot in the District. Because there are more paper ballot voting stations in each precinct than DREs, more voters are able to vote a paper ballot at the same time, than in comparison to one voter at a time on the DRE.

DRE voters spent an average of 5 minutes, 32 seconds in line waiting to access the DRE compared to only 30 seconds in line for a paper ballot. Even doubling the touch screen equipment in each precinct would still entail a line several minutes longer than a paper ballot, make the closing process at day's end slower, and be more expensive. Moreover, these problems would be exacerbated in a Presidential election with high turnout.

The overall average wait time to check in was 1 minute, 42 seconds during the General Election. During the busiest morning and evening rush hours, there were reported wait times of 3 minutes, 25 seconds and 4 minutes, 53 seconds, respectively. The longest reported wait times to check-in reached 15 to 20 minutes at the peak of the afternoon's busiest period at a few of the busiest precincts.

The data obtained by the data collection team will assist BOE in preparing for the 2016 Presidential election cycle, and prevent a recurrence of the long wait times that voters experienced during the 2012 Presidential General Election. The data also demonstrates that the logistics and timing models BOE has been using are improving the voter experience. This data will also aid in setting target numbers during the evaluation of workers in training classes.

BOE's post election analysis of special ballot processing at the polling place indicates that the number of errors per special ballot envelope continues to diminish with each election. In the 2012 General Election, there were 0.74 errors per special ballot envelope; in the 2013 Special Election, there were 0.52 errors per special ballot; in the 2014 Primary, there were 0.43 errors per special ballot envelope; and in the General Election, there were 0.36 errors per envelope. The

importance of this progress is underscored even further by the fact that the District issues a relatively large number of special ballots to its voters in comparison to other jurisdictions.

D. Election Day Support Network

In order to respond quickly to Election Day issues, BOE created a multi-tiered network to provide assistance to voters and election workers. The network consists of the following teams:

Technical Rovers. BOE recruited 65 technically proficient workers to support the General Election. The goal was to assign one (1) tech rover to three (3) precincts to provide support and decrease response times for resolving technical issues at polling places. The tech rovers were recruited through several sources, including Craigslist, DC Employment Services, local universities, the DC Chamber of Commerce, and a temporary staffing agency. All applicants were vetted to ensure that they had adequate IT experience, a vehicle, a cell phone, a valid driver's license, and proof of existing vehicle insurance.

The tech rovers were trained on troubleshooting the voting equipment and the ePollbooks. As was experienced with the election worker training program, the attrition rate for the tech rovers reduced the number of available workers from 65 to 52 because of cancellations, course failures, and other conflicts. Of the 52 available workers, 47 were assigned to work on Election Day and 45 of the 47 (93.7%) reported for duty.¹⁸

As a result, each tech rover was assigned to provide support for polling place set-up, equipment repair, troubleshooting, and replacement of voting equipment for three (3) to four (4) precincts. The Help Desk maintained communication with tech rovers and deployed them to polling places that were experiencing equipment problems that could not be resolved over the phone.

If the tech rover could not assist a Precinct Captain with a problem, the tech rover would call their assigned lead technician for guidance or call the Help Desk to report the issue. Feedback from voters, poll workers, and staff was very positive regarding their performance.

Lead Technical Rovers. Two (2) lead technical rovers were assigned to each ward to supervise the tech rovers and troubleshoot more serious technical issues. The Help Desk deployed them to polling places that were experiencing equipment problems that could not be resolved over the telephone or by a tech rover.

Area Representatives. BOE deployed 30 area representatives to provide roving supply support and assistance to polling places on Election Day. The area representatives also assisted in setting up polling places the Monday prior to Election Day. Each area representative supported four (4) to six (6) polling places and precinct captains were able to contact them directly.

¹⁸ Rovers who do not have a legitimate reason for their absence are generally disqualified from service in future elections.

Foreign Language Interpreters. BOE deployed 45 foreign language interpreters to provide assistance to Spanish speaking voters and poll workers on Election Day. Each interpreter supported a polling place, and poll workers and/or voters were able to request their assistance as needed. Some interpreters also assisted poll workers with processing voters as needed. BOE also provided a Mandarin interpreter at targeted precincts.

Sign Language Interpreters. BOE deployed two (2) American Sign Language interpreters to provide assistance to deaf or hard of hearing voters and poll workers on Election Day. Each interpreter supported a polling place, and poll workers and/or voters were able to request their assistance as needed.

Election Help Desk. BOE operated a 20 person Help Desk “call center” to receive calls from precinct captains regarding supplies, technical issues, voter questions and election worker personnel issues. The Help Desk contacted tech rovers and area representatives when an issue could not be resolved over the phone. The Call Center staff included members of the election worker training team, temporary election workers, technical experts from BOE’s equipment vendors, and BOE election staff.

E. Polling Place Supplies

In response to supply issues arising during the 2014 Primary Election, BOE introduced a bar-code labeling system to pack supply boxes for each polling place. These labels were also useful for tracking delivery of supply boxes to each polling place. As the boxes are packed at the warehouse, a triple-check verification system confirms that all requested/scheduled supplies were included in each supply bin. The bar-coding system and triple-check method were effective in helping ensure that supply inventories were accurate and polling places received all scheduled items.

BOE did not experience any notable supply issues during the General Election. Two (2) polling places reported getting the wrong Single Member District (“SMD”) tally books, but this was quickly rectified. All but one (1) polling place received their ballot delivery on Monday, and the sole exception received delivery before opening on Election Day. There were a few reported supply issues from several polling places, however, upon examining the requests, these turned out to be additional items requested, not undelivered scheduled items. As the day progressed, additional supplies were required by several polling places, and were expeditiously delivered by area representatives.

For this election, BOE deployed IVO carts to 120 polling places in an effort to simplify Election Day set-up and voting processes. The carts made it easier to store and deploy the M100s and DREs, and made the voting equipment more mobile. Several Precinct Captains expressed concern over the proximity of the voting machines to one another and indicated that some voters found it challenging to get into the right lines for the equipment.

Lessons for Future Preparation. BOE staff will continue to improve supply delivery logistics using the bar code labeling system, triple check packing system, and supply delivery confirmation forms to ensure complete and accurate delivery of supplies to polling places.

The training staff will continue to provide logistical support to Precinct Captains to ensure logistical layouts for accessing the voting equipment on the IVO carts will be beneficial to voters.

F. Poll Closing Analysis

As in previous elections, BOE deployed tech rovers to assist captains with closing the precincts. After the polls closed, approximately 60 temporary employees retrieved the voting results and, escorted by Metropolitan Police Department (“MPD”) officers, delivered them to One Judiciary Square for tabulation. After ballot results were delivered to headquarters, area representatives retrieved other election materials, paper ballots, and equipment and returned them to the BOE’s office.

BOE received the first election results from the precincts at 8:45pm on election night.¹⁹ The last election results were received at 10:57pm. Seven (7) precincts did not send in complete election results because they experienced technical difficulty in closing their DREs.²⁰ BOE dispatched tech rovers to those locations to provide assistance and physically retrieve and transport the DRE election results to headquarters. The DREs from those precincts were delivered to headquarters on election night and were either closed that night or closed the following day.

G. Summary of BOE Actions


BOE will take the following actions to enhance performance efficiency for future elections:

1. continue deploying extra rovers on Election Day to reduce response times for technical issues encountered at polling places;
2. continue deploying bilingual poll workers to polling places with significant numbers of voters who do not speak English fluently;
3. continue testing all election materials for clarity, plain language and usability;
4. continue surveying and auditing polling places to ensure accessibility;

¹⁹ Given the logistics involved, this was the earliest the BOE expected to receive results on Election Day.

²⁰ The BOE received all M100 results for those precincts, thus enabling BOE to tabulate votes from these machines.

5. continue using issues that arise on Election Day as a basis for implementing future election administration process improvements;
6. develop additional models and tools to improve the allocation of resources across polling places;
7. obtain new voting equipment that meets the present and future needs of District voters and eliminates the “band-aid” deployment of scores of technical service workers to hold together obsolete and second-hand equipment; and
8. obtain a new ePollbook system.



VI. Tabulation

A. Preparation

Preparation for election night tabulation begins months before Election Day. Once the ballot is designed and the voting equipment has gone through L&A testing, a mock tabulation is conducted to ensure the election management system will calculate votes properly. After the mock tabulation has been completed, no changes are made to either the ballot or the management system.

Due to tabulation-related issues experienced during the Primary Election, BOE undertook the following steps to ensure that the process worked smoothly during the General Election:

- 1) BOE replaced two (2) data switches and reconfigured the new server in preparation for the July 2014 Special Election. BOE used the same components and configuration for the General Election. The server and switches did not experience any problems. BOE began tabulating early voting results at 10:00am on Election Day.
- 2) Early Voting results for the Election were released at 8:20pm on election night.
- 3) BOE programmed its CSV conversion tool to ensure that the election results were properly read and displayed. The reporting tool operated correctly on Election Night.
- 4) BOE tested and inspected its voting system prior to Election Day to ensure that the necessary logs and preliminary election reports would have correct time stamps. The reports generated with correct time stamps on Election Night.
- 5) BOE added additional personnel to its media team, conducted multiple media days to outline expectations on election night, and ensured that it regularly communicated with the media and the public throughout Election Day. BOE also pro-actively communicated with the public via social media, posting updates, answering questions, and explaining election procedures.

B. Election Night Results

In preparation for the General Election, BOE prepared and published the following timeline and narrative regarding polling place closings and the release of election results to the public:

- 8:00pm – 8:30pm (estimated): Early voting results to be released.
- 8:30pm – 9:15pm (estimated): Results posted at each polling place:

As soon as the polls close at 8:00pm, poll workers will print two (2) reports; one (1) from the touch screen voting machine and one (1) from the paper ballot scanner showing the number of votes each candidate received. These results will be posted at the precinct and the vote storage media will be sent to BOE for tabulation. The Board will post results from all early voting equipment at One Judiciary Square.

- 9:00pm – 9:30pm (estimated): Results from the polls arrive at DCBOE
After results from the precinct have been posted, a driver will pick up a second copy of the printout along with the electronic storage media containing unofficial results. Each driver will pick up results from their assigned polling places. When all precincts on their route have finished closing the polls, the drivers will bring the results to the Board’s office at One Judiciary Square.

Election results and paper printouts from each polling place will be brought through the loading dock behind One Judiciary Square. Precinct returns will be logged there and then brought to the Board’s office on the second floor. Staff and members of the Board will review and signoff on the results, which will then be posted to the BOE’s website.

- 9:15pm – 9:45pm (estimated): Results available at DCBOE
The Board will strive to begin releasing unofficial results by 9:30pm. Results will be reported after that time as they arrive in the DCBOE headquarters.

As reflected in Table 7 below, BOE staff generated the Early Voting Results Report at 8:04pm and published the final election night results report at 11:27pm. For those precincts that experienced technical issues while closing their DREs, the votes from the M100s were tabulated and uploaded. The BOE reported preliminary election night results for all 143 precincts on Election Night, with further updates in subsequent days prior to certification. In sum, the precincts were reported on a timely basis and in a manner consistent with the BOE’s timeline.

Table 7. Projected and Actual Timeline for Posting Election Results

Projected timeline for posting results	Actual Time Posted	Precincts
8:00pm – 8:30pm	8:04	Early Voting Results
8:45pm – 9:15pm	8:59	9 of 143 / 6.29%
1 st report from the polls		
9:30pm – 10:00pm	9:53	41 of 143 / 28.27%
10:15pm – 10:45pm	10:33	115 of 143/80.42%
11:00pm – 11:30pm	11:07	140 of 143/97.90%
11:30pm – 12:00am	11:27	*143 of 143/100%

*7(seven) of the 143 precinct results did not include DRE vote totals, but did include vote totals of from M100s.

C. Media Interaction During Tabulation

The Board's goals on election night are to count votes as accurately and quickly as possible, and to publish the unofficial preliminary election results in a clear, accurate, and timely manner throughout the tabulation process.

BOE uses the following methods to communicate election night results to the public: (1) it operates an open media observation room that allows anyone to observe the election night tabulation process; (2) it provides hard copies of each summary report to the media and any member of the public waiting in the observation or media room; (3) it displays the election results on the website using an election night reporting tool; and (4) its Public Information Officer ("PIO") and other members of the Board interact with the public throughout the tabulation process.

In preparation for election night, BOE staff sent a series of tweets to the general public and the media concerning Election Day and Night. Media packets were prepared and provided to media representatives on October 29th and 30th. The media packets included information detailing logistics in the Board's media room and an overall timeline of when to expect results to be posted on election night (See Attachment 5 in the Data Section of this Report).

On election night, monitors were set up in the media observation room for the public to watch the tabulation process via webcams. In addition, chairs were set up outside the tabulation room for the public to observe the process directly. BOE also tweeted notices to the media and the public each time that tabulation results were reported.

The PIO was available to the public and the media throughout the tabulation process. The PIO escorted individuals to the observation room to view the tabulation process, distributed hard copies of the summary reports to those who wished to have them, gave notice of the precincts that were reporting results as the information became available, and answered questions as they arose.

Lessons Learned. BOE will continue to highlight and explain its election night procedures via media interaction with the public, and will hold media days to provide the press an opportunity to learn about the tabulation process. For those unable to attend a media day, materials from the event will continue to be made available on election night in the Board's media room, as well as on the BOE website. Beyond this, media and poll watchers can expect to receive updates and have their questions answered beginning promptly at the close of the polls and every 30-45 minutes thereafter. The PIO will also provide immediate updates concerning any urgent matters that materialize between scheduled updates.

D. Tabulating Special Ballots

The Board’s provisional, or special, ballot program has a major impact on the post-election administration and tabulation processes. The most common reasons for casting a special ballot are: Election Day changes of address, same-day registration, and out-of-precinct voting.

In total, 20,116 special ballots were cast during the General Election. At the conclusion of tabulation, BOE rejected 1,195 of these ballots. See Table 8.

Table 8. Special Ballots Cast and Rejected

2014 General Election	Special Ballots Counted	Rejected Special Ballots	Rejection Rate
11/4/2014	18,921	1,195	6%

Tabulating special ballots is extremely labor and time-intensive. For each special ballot, staff must sort ballots by type and precinct, check the voter’s registration, enter or update the registration in the voter registration system, determine whether the voter cast a ballot at another precinct (or voted early or by absentee), and for out-of-precinct voters, duplicate the eligible votes by hand onto the correct ballot style. Once this process has been completed, all special ballots that are not rejected are tabulated. See Table 9 below. Out-of-precinct special ballots require the most time to tabulate, approximately, 30minutes each from beginning-to-end.

Table 9. Categories of Special Ballots Processed

Approved:

Same Day Registrations: 6,390

Voting Out of Precinct: 5,875

Change of Address: 6,656

Total Approved, 18,921

Rejected:

Same Day Registrations - No documentation: 694

Same Day Registrations - Incorrect Precinct: 501

Total Rejected – 1,195

E. Post-Election Audit

After each election, the Board conducts a public manual audit of the ballots cast in at least one (1) precinct from each ward, at least one (1) District-wide contest, and at least two (2) ward contests. The contests and the precincts are selected randomly. The Executive Director selects at least one (1) additional contest to audit. [3 DCMR §§ 812.8 and 812.10]. The audit is a manual count of all votes cast on the paper ballots for each precinct and a hand count of each vote cast on the DRE using the audit log from each DRE.

The audit was conducted by sixteen (16) employees separated into four (4) teams of four (4). The audit was conducted over the course of five (5) days. These employees spent a cumulative total of 305 man hours conducting the audit.


For the Election, BOE audited Precinct 43 (Ward 1), Precinct 3 (Ward 2), Precinct 32 (Ward 3), Precinct 62 (Ward 4), Precinct 73 (Ward 5), Precinct 131 (Ward 6), Precinct 111 (Ward 7), and Precinct 125 (Ward 8). On the ward level, BOE audited the contests for State Board of Education Member for Ward 1, and State Board of Education Member for Ward 5. On the District-wide level, BOE audited the contests for Mayor and United States Senator.

F. Planned BOE Actions

BOE will take the following actions to enhance efficiency and effectiveness:

1. strongly encourage voters to vote in their assigned precinct to minimize the number of out of precinct special ballots that must be processed; and
2. acquire a new voting and tabulation system with upgraded technology that will allow for casting ballots and tabulating votes out of precinct.

After-Action Report – 2014 General Election



VII. Data

A. Registration Activity

1. The total number of persons registered to vote more than 30 days preceding the election, broken down by party, ward, and precinct

**D.C. BOARD OF ELECTIONS
MONTHLY REPORT OF VOTER REGISTRATION STATISTICS
CITYWIDE REGISTRATION SUMMARY
As Of SEPTEMBER 30, 2014**

WARD	DEM	REP	STG	LIB	OTH	N-P	TOTALS
1	42,909	2,729	722	75	124	11,374	57,933
2	29,411	5,637	208	92	124	10,746	46,218
3	36,557	6,817	360	76	96	11,215	55,121
4	47,175	2,174	506	46	130	8,762	58,793
5	49,730	1,991	549	48	148	8,443	60,909
6	50,777	6,241	509	100	159	12,377	70,163
7	49,370	1,268	433	10	113	6,992	58,186
8	42,517	1,132	373	13	147	6,799	50,981
Totals	348,446	27,989	3,660	460	1,041	76,708	458,304
Percentage By Party	76.03%	6.11%	.80%	.10%	.23%	16.74%	100.00%

WARD 1 REGISTRATION SUMMARY

PRECINCT	DEM	REP	STG	LIB	OTH	N-P	TOTALS
20	1,316	30	6	1	7	197	1,557
22	3,626	327	30	7	7	962	4,959
23	2,742	175	52	6	5	711	3,691
24	2,387	233	33	7	5	746	3,411
25	3,716	412	62	5	7	1,115	5,317
35	3,372	217	61	6	7	941	4,604
36	4,229	269	65	4	10	1,129	5,706
37	3,093	130	53	5	6	708	3,995
38	2,702	137	57	7	9	714	3,626
39	4,132	214	81	6	13	992	5,438
40	3,879	201	100	7	19	1,100	5,306
41	3,324	184	65	9	15	1,022	4,619
42	1,773	66	32	2	6	456	2,335
43	1,670	70	17	2	4	369	2,132
137	948	64	8	1	4	212	1,237
TOTALS	42,909	2,729	722	75	124	11,374	57,933

WARD 2 REGISTRATION SUMMARY

PRECINCT	DEM	REP	STG	LIB	OTH	N-P	TOTALS
2	675	152	6	0	8	409	1,250
3	1,361	361	14	6	12	607	2,361
4	1,676	469	9	7	6	780	2,947
5	2,165	676	13	9	11	831	3,705
6	2,310	925	20	6	17	1,262	4,540
13	1,354	258	7	2		465	2,086
14	2,788	464	23	8	11	1,012	4,306
15	2,972	329	22	8	11	880	4,222
16	3,487	375	26	8	12	915	4,823
17	4,818	660	38	16	18	1,598	7,148
129	2,008	331	10	9	5	746	3,109
141	2,211	253	10	9	8	651	3,142
143	1,586	384	10	4	5	590	2,579
TOTALS	29,411	5,637	208	92	124	10,746	46,218

WARD 3 REGISTRATION SUMMARY

PRECINCT	DEM	REP	STG	LIB	OTH	N-P	TOTALS
7	1,204	403	19	1	2	557	2,186
8	2,355	609	24	5	7	737	3,737
9	1,112	486	8	5	6	463	2,080
10	1,705	421	13	3	7	626	2,775
11	3,335	947	42	6	7	1,378	5,715
12	463	191	1	0	2	207	864
26	2,837	354	26	3	3	905	4,128
27	2,411	284	18	7	4	596	3,320
28	2,271	534	33	9	5	763	3,615
29	1,205	236	10	1	7	371	1,830
30	1,248	221	15	3	4	273	1,764
31	2,345	311	22	2	8	560	3,248
32	2,671	316	24	4	3	613	3,631
33	2,859	334	31	5	9	724	3,962
34	3,522	481	29	11	7	1,146	5,196
50	2,054	289	16	5	9	470	2,843
136	853	119	7	2	1	314	1,296
138	2,107	281	22	4	5	512	2,931
TOTALS	36,557	6,817	360	76	96	11,215	55,121

WARD 4 REGISTRATION SUMMARY

PRECINCT	DEM	REP	STG	LIB	OTH	N-P	TOTALS
45	2,153	76	32	5	6	425	2,697
46	2,781	70	30	3	9	512	3,405
47	2,907	136	39	4	10	696	3,792
48	2,717	131	30	3	6	541	3,428
49	865	35	15	0	4	189	1,108
51	3,245	543	21	3	6	636	4,454
52	1,271	176	5	0	3	221	1,676
53	1,238	72	19	1	6	261	1,597
54	2,304	89	30	2	4	469	2,898
55	2,366	66	22	1	7	420	2,882
56	3,041	84	32	1	11	659	3,828
57	2,490	71	34	3	13	431	3,042
58	2,269	56	17	2	4	364	2,712
59	2,561	82	31	5	9	402	3,090
60	2,129	76	23	3	6	674	2,911
61	1,595	46	12	1	2	279	1,935
62	3,130	124	27	1	2	350	3,634
63	3,414	129	51	1	11	613	4,219
64	2,214	52	15	3	5	313	2,602
65	2,485	60	21	4	6	307	2,883
Totals	47,175	2,174	506	46	130	8,762	58,793

WARD 5 REGISTRATION SUMMARY

PRECINCT	DEM	REP	STG	LIB	OTH	N-P	TOTALS
19	4,022	185	63	6	6	929	5,211
44	2,823	210	28	5	12	648	3,726
66	4,472	100	39	2	9	498	5,120
67	2,966	98	25	0	7	394	3,490
68	1,889	137	26	6	8	386	2,452
69	2,101	68	14	2	11	255	2,451
70	1,432	65	21	1	3	208	1,730
71	2,359	56	25	1	9	334	2,784
72	4,373	115	24	3	17	732	5,264
73	1,891	86	26	4	6	339	2,352
74	4,104	203	56	2	9	796	5,170
75	3,306	146	59	8	6	727	4,252
76	1,338	62	12	0	4	251	1,667
77	2,759	89	29	2	9	475	3,363
78	2,886	79	35	1	8	434	3,443
79	1,938	75	15	1	9	317	2,355
135	2,945	177	44	3	11	505	3,685
139	2,126	40	8	1	4	215	2,394
TOTALS	49,730	1,991	549	48	148	8,443	60,909

WARD 6 REGISTRATION SUMMARY

PRECINCT	DEM	REP	STG	LIB	OTH	N-P	TOTALS
1	3,957	418	47	7	15	1,025	5,469
18	4,213	267	43	7	10	894	5,434
21	1,154	57	18	1	2	256	1,488
81	4,722	358	42	3	15	956	6,096
82	2,553	257	26	7	10	563	3,416
83	3,927	468	35	12	10	975	5,427
84	1,998	432	26	5	7	543	3,011
85	2,639	498	24	8	7	728	3,904
86	2,276	277	28	2	8	491	3,082
87	2,727	236	19	1	8	557	3,548
88	2,173	305	15	2	8	536	3,039
89	2,557	658	23	11	6	769	4,024
90	1,604	270	10	3	7	469	2,363
91	4,119	361	39	6	17	976	5,518
127	3,917	277	50	8	11	790	5,053
128	2,256	202	29	4	6	604	3,101
130	808	317	9	3	3	294	1,434
131	1,832	424	12	9	6	591	2,874
142	1,345	159	14	1	3	360	1,882
TOTALS	50,777	6,241	509	100	159	12,377	70,163

WARD 7 REGISTRATION SUMMARY

PRECINCT	DEM	REP	STG	LIB	OTH	N-P	TOTALS
80	1,522	84	16	0	4	256	1,882
92	1,631	40	11	1	5	244	1,932
93	1,578	44	15	2	6	220	1,865
94	2,059	49	17	0	3	294	2,422
95	1,741	41	18	0	1	305	2,106
96	2,397	69	23	0	8	375	2,872
97	1,544	38	17	0	4	195	1,798
98	1,836	43	22	0	4	260	2,165
99	1,494	42	15	1	5	240	1,797
100	2,221	43	16	1	4	281	2,566
101	1,706	31	18	0	5	187	1,947
102	2,521	52	22	0	4	321	2,920
103	3,672	98	38	2	11	575	4,396
104	3,092	78	24	0	11	450	3,655
105	2,434	61	22	1	3	395	2,916
106	3,030	68	23	0	8	459	3,588
107	1,949	60	16	0	5	299	2,329
108	1,142	27	6	0		124	1,299
109	958	33	7	0	1	91	1,090
110	3,800	93	25	2	7	410	4,337
111	2,532	57	25	0	7	368	2,989
113	2,264	58	21	0	3	278	2,624
132	2,247	59	16	0	4	365	2,691
TOTALS	49,370	1,268	433	10	113	6,992	58,186

WARD 8 REGISTRATION SUMMARY

PRECINCT	DEM	REP	STG	LIB	OTH	N-P	TOTALS
112	2,022	52	10	0	7	286	2,377
114	3,014	103	24	1	19	495	3,656
115	2,691	63	20	4	9	580	3,367
116	3,649	93	34	1	13	556	4,346
117	1,775	40	13	0	7	287	2,122
118	2,494	57	27	1	7	385	2,971
119	2,677	99	40	0	9	516	3,341
120	1,768	29	14	0	5	270	2,086
121	3,124	73	31	1	8	460	3,697
122	1,625	38	14	0	5	226	1,908
123	2,170	85	25	3	11	342	2,636
124	2,497	53	13	1	5	345	2,914
125	4,416	116	33	0	12	722	5,299
126	3,469	103	33	1	16	644	4,266
133	1,315	37	12	0	3	172	1,539
134	2,051	34	21	0	4	258	2,368
140	1,760	57	9	0	7	255	2,088
TOTALS	2,517	1,132	373	13	147	6,799	50,981

1. The number of persons who registered to vote between 30 days preceding the election and the date of the election (those who registered at an early voting center are in parentheses).

2,685 (199)

3. The number of persons who registered to vote on Election Day.

4,331

B. Election Worker Data

1. The number of polling place officials at each precinct, broken down by position title

Pct #	Precinct Captain	Assistant Captain	Check-In Clerk	Voter Assist. Clerk	Ballot Clerk	Special Ballot Clerk	Trans./Interp.	Total Workers
1	1	1	6	2	4	1	1	16
2	1	0	3	1	1	1	0	7
3	1	0	3	2	2	2	1	11
4	1	0	3	3	3	2	0	12
5	1	0	4	2	2	2	0	11
6	1	0	3	2	3	2	0	11
7	1	0	2	2	3	1	0	9
8	1	0	5	2	3	1	0	12
9	1	0	3	2	3	2	0	11
10	1	0	4	1	3	2	0	11
11	1	1	4	1	3	2	0	12
12	1	0	2	1	2	2	0	8
13	1	0	4	2	3	1	0	11
14	1	0	6	2	4	3	0	16
15	1	0	4	2	4	3	0	14
16	1	0	6	2	5	2	0	16
17	1	1	7	3	3	3	0	18
18	1	0	7	2	4	3	0	17
19	1	0	6	3	4	3	0	17
20	1	0	2	2	2	1	0	8
21	1	0	3	1	1	1	0	7

Pct #	Precinct Captain	Assistant Captain	Check-In Clerk	Voter Assist. Clerk	Ballot Clerk	Special Ballot Clerk	Trans./Interp.	Total Workers
22	1	1	6	2	4	3	0	17
23	1	0	4	2	3	2	1	13
24	1	0	3	2	3	1	0	10
25	1	0	5	2	5	2	1	16
26	1	0	6	2	3	2	0	14
27	1	0	4	1	4	1	0	11
28	1	0	4	2	4	1	0	12
29	1	0	2	1	2	1	0	7
30	1	0	4	1	2	3	0	11
31	1	0	4	3	4	2	0	14
32	1	0	5	2	4	2	0	14
33	1	0	5	2	4	3	0	15
34	1	0	5	3	3	3	0	15
35	1	0	4	1	4	1	0	11
36	1	0	5	1	4	2	1	14
37	1	0	4	2	3	2	0	12
38	1	0	3	4	3	2	1	14
39	1	0	5	1	3	3	2	15
40	1	1	7	2	5	2	0	18
41	1	0	4	0	2	1	1	9
42	1	0	4	1	4	2	0	12
43	1	0	3	1	2	3	1	11
44	1	0	4	4	5	2	1	17
45	1	0	4	2	2	2	1	12
46	1	0	4	2	4	2	1	14
47	1	0	6	1	4	1	0	13
48	1	0	4	3	4	2	0	14
49	1	0	2	1	2	2	2	10
50	1	0	4	2	3	2	0	12
51	1	0	6	2	3	2	0	14
52	1	0	3	2	4	2	0	12
53	1	0	3	2	2	2	1	11
54	1	0	4	2	4	2	0	13
55	1	0	4	3	2	2	0	12
56	1	0	4	3	4	1	0	13
57	1	0	3	2	3	1	0	10
58	1	0	4	2	4	1	0	12
59	1	0	4	2	3	2	1	13
60	1	0	4	2	2	1	0	10
61	1	0	4	2	3	1	1	12

Pct #	Precinct Captain	Assistant Captain	Check-In Clerk	Voter Assist. Clerk	Ballot Clerk	Special Ballot Clerk	Trans./Interp.	Total Workers
62	1	1	7	1	3	2	0	15
63	1	1	6	3	3	1	2	17
64	1	0	3	3	3	2	0	12
65	1	0	3	3	3	2	1	13
66	1	1	5	3	4	3	0	17
67	1	0	5	3	4	3	0	16
68	1	0	3	3	3	2	0	12
69	1	0	3	3	3	2	0	12
70	1	0	3	2	2	2	0	10
71	1	0	3	3	3	1	0	11
72	1	1	4	2	4	2	0	14
73	1	0	2	3	3	2	0	11
74	1	1	4	4	4	1	1	16
75	1	0	6	2	4	2	1	16
76	1	0	2	2	2	1	0	8
77	1	0	5	2	3	2	2	15
78	1	0	4	3	2	2	0	12
79	1	0	3	2	2	2	0	10
80	1	0	4	2	4	2	0	13
81	1	1	6	3	3	2	0	16
82	1	0	4	3	3	2	0	13
83	1	0	5	3	5	2	0	16
84	1	0	3	2	4	2	0	12
85	1	0	5	2	4	2	0	14
86	1	1	3	3	3	2	0	13
87	1	0	4	2	3	2	0	12
88	1	0	3	2	3	2	0	11
89	1	1	5	1	4	2	0	14
90	1	0	3	3	1	2	0	10
91	1	0	6	3	3	2	0	15
92	1	0	3	2	3	2	0	11
93	1	0	2	2	2	2	0	9
94	1	0	3	1	2	1	0	8
95	1	0	2	3	2	1	0	9
96	1	0	3	3	4	1	0	12
97	1	0	2	2	3	1	0	9
98	1	0	3	2	4	2	0	12
99	1	0	3	2	3	2	0	11
100	1	0	3	1	3	2	0	10
101	1	0	4	2	3	1	0	11

Pct #	Precinct Captain	Assistant Captain	Check-In Clerk	Voter Assist. Clerk	Ballot Clerk	Special Ballot Clerk	Trans./Interp.	Total Workers
102	1	0	3	3	3	2	0	12
103	1	0	5	4	5	2	0	17
104	1	0	3	1	3	2	0	10
105	1	0	4	2	2	3	0	12
106	1	0	4	3	3	2	0	13
107	1	0	3	1	2	2	0	9
108	1	0	3	1	2	1	0	8
109	1	0	2	2	2	1	0	8
110	1	1	6	2	4	3	0	17
111	1	0	4	0	3	2	0	10
112	1	0	3	1	4	1	0	10
113	1	0	3	3	3	2	0	12
114	1	0	4	3	3	2	0	13
115	1	0	5	2	3	1	0	12
116	1	0	4	1	4	2	0	12
117	1	0	3	2	3	2	0	11
118	1	0	3	4	3	2	0	13
119	1	0	3	3	4	2	0	13
120	1	0	3	2	2	2	0	10
121	1	0	3	2	1	2	0	9
122	1	1	2	1	2	1	0	8
123	1	0	4	1	3	3	0	12
124	1	0	3	3	3	2	0	12
125	1	0	4	3	3	2	0	13
126	1	0	5	3	4	2	0	15
127	1	0	5	3	4	3	0	16
128	1	0	3	2	4	2	0	12
129	1	0	3	2	2	2	0	10
130	1	0	2	1	3	1	0	8
131	1	0	3	3	3	2	0	12
132	1	0	2	3	2	1	1	10
133	1	0	2	2	3	2	0	10
134	1	0	4	3	3	1	0	12
135	1	0	6	3	3	3	1	17
136	1	0	3	2	2	1	0	9
137	1	0	3	1	2	1	2	10
138	1	0	4	3	2	2	0	12
139	1	0	4	3	2	2	0	12
140	1	0	3	2	2	2	0	10
141	1	0	5	3	2	3	0	14

Pct #	Precinct Captain	Assistant Captain	Check-In Clerk	Voter Assist. Clerk	Ballot Clerk	Special Ballot Clerk	Trans./Interp.	Total Workers
142	1	0	4	2	4	3	0	14
143	1	0	2	2	3	1	0	9
Total	143	15	551	306	439	267	29	1750

2. A summary of issues identified in Precinct Captain or Area Representative reports

Issue Area	Concern
Equipment Malfunctions	Many Captains reported problems with the iVotronic touchscreen machines and the ePollbooks. In particular, the ePollbooks froze and had printer malfunctions in a number of instances. Technicians worked to remedy the problem, but the overall stability of the current ePollbook software has been a consistent problem.
Pollwatchers and Campaign Workers	A few Captains reported having Pollwatchers who were aggressive, sometimes interfering with the voting process. Additionally, a few Captains reported having issues with campaign workers who were consistently violating the 50-foot "no electioneering" zone at polling place entrances.
Anchoring and Affixing Signs	Captains frequently reported difficulty with properly attaching signs to the walls and not having the wind blow over some of the large outdoor signs.
Voter Assistance Bell Malfunctions	A number of Precinct Captains reported having inoperable or ineffective bells at accessible entrances. This was a combination of user error, the signal being unable to travel the distance required, and malfunction of the machine itself.

3. Performance measurement data of polling place officials

See Attachment 1

C. Ballot Data

1. The total number of votes cast, broken down by type of ballot

See Attachment 2

2. The number of spoiled ballots

1,827

D. Election Night Reporting

1. Copies of any unofficial summary reports generated by the Board on election night

See Attachment 3

E. General Election Analysis Chart

See Attachment 4

F. November 2014 Primary Media Packet Insert

See Attachment 5

Attachment 1

Performance measurement data of polling place officials

Pct. #	Precinct Doors Open at 7:00 AM	M100 Ballot Optical Scanner Open at 7:00 AM	Delivery Confirmation Form Returned on April 1	Ballot Accounting Form Returned on April 1	iVotronic machines closed by 9:00 PM*
1	Yes	Yes	No	No	Yes
2	Yes	Yes	Yes	Yes	Yes
3	Yes	Yes	Yes	Yes	Yes
4	Yes	Yes	Yes	Yes	Yes
5	Yes	Yes	Yes	Yes	Yes
6	Yes	Yes	Yes	Yes	Yes
7	Yes	Yes	Yes	No	Yes
8	Yes	Yes	No	Yes	Yes
9	Yes	Yes	Yes	Yes	Yes
10	Yes	Yes	Yes	Yes	Yes
11	Yes	Yes	Yes	Yes	Yes
12	Yes	Yes	Yes	Yes	Yes
13	Yes	Yes	Yes	Yes	Yes
14	Yes	Yes	Yes	Yes	Yes
15	Yes	Yes	Yes	Yes	Yes
16	Yes	Yes	Yes	Yes	Yes
17	Yes	Yes	Yes	Yes	Yes
18	Yes	Late (7:04 AM)	Yes	Yes	Yes
19	Yes	Late (7:10 AM)	Yes	Yes	Yes
20	Yes	Yes	Yes	Yes	Yes
21	Yes	Yes	Yes	No	Yes
22	Yes	Yes	Yes	Yes	Yes
23	Yes	Yes	Yes	Yes	Yes
24	Yes	Yes	Yes	Yes	Yes
25	Yes	Yes	Yes	Yes	Yes
26	Yes	Yes	Yes	Yes	Yes
27	Yes	Yes	Yes	Yes	Yes
28	Yes	Yes	Yes	Yes	Yes
29	Yes	Yes	Yes	Yes	Yes
30	Yes	Yes	Yes	Yes	No, 9:25 PM
31	Yes	Yes	Yes	Yes	No, 9:37 PM
32	Yes	Yes	Yes	Yes	Yes
33	Yes	Yes	Yes	Yes	Yes
34	Yes	Yes	Yes	Yes	Yes
35	Yes	Yes	Yes	Yes	Yes
36	Yes	Yes	Yes	Yes	Yes
37	Yes	Yes	Yes	Yes	No, 9:07 PM
38	Yes	Yes	Yes	Yes	Yes
39	Yes	Yes	No	No	No, 9:01 PM
40	Yes	Yes	Yes	Yes	No, 9:24 PM
41	Yes	Yes	Yes	No	Yes

Pct. #	Precinct Doors Open at 7:00 AM	M100 Ballot Optical Scanner Open at 7:00 AM	Delivery Confirmation Form Returned on April 1	Ballot Accounting Form Returned on April 1	iVotronic machines closed by 9:00 PM*
42	Yes	Yes	Yes	Yes	Yes
43	Yes	Yes	Yes	Yes	Yes
44	Yes	Yes	Yes	Yes	Yes
45	No	Yes	Yes	Yes	Yes
46	Yes	Yes	Yes	Yes	Yes
47	Yes	Yes	Yes	Yes	Yes
48	Yes	Yes	Yes	Yes	Yes
49	Yes	Yes	Yes	Yes	Yes
50	Yes	Yes	Yes	Yes	Yes
51	Yes	Yes	Yes	Yes	Yes
52	Yes	Yes	Yes	Yes	Yes
53	No	Late (7:05 AM)	Yes	Yes	No, 9:11 PM
54	Yes	Yes	Yes	Yes	Yes
55	Yes	Yes	Yes	Yes	Yes
56	No	Late (7:26 AM)	Yes	Yes	Yes
57	Yes	Yes	Yes	Yes	Yes
58	Yes	Yes	Yes	Yes	Yes
59	Yes	Yes	Yes	Yes	Yes
60	Yes	Yes	Yes	Yes	Yes
61	Yes	Yes	Yes	Yes	No, very late
62	Yes	Yes	Yes	Yes	Yes
63	Yes	Yes	Yes	Yes	Yes
64	Yes	Late (7:08 AM)	Yes	Yes	Yes
65	Yes	Yes	Yes	No	No, 9:27 PM
66	Yes	Yes	Yes	Yes	Yes
67	Yes	Yes	Yes	Yes	Yes
68	Yes	Yes	Yes	Yes	No, 9:05 PM
69	Yes	Yes	Yes	Yes	Yes
70	Yes	Yes	Yes	Yes	Yes
71	Yes	Yes	Yes	Yes	Yes
72	Yes	Yes	No	Yes	Yes
73	Yes	Yes	Yes	Yes	Yes
74	Yes	Yes	Yes	Yes	Yes
75	Yes	Yes	Yes	Yes	Yes
76	Yes	Yes	Yes	Yes	Yes
77	Yes	Yes	Yes	Yes	Yes
78	Yes	Yes	Yes	Yes	Yes
79	Yes	Yes	Yes	Yes	Yes
80	Yes	Yes	Yes	Yes	Yes
81	Yes	Yes	Yes	Yes	Yes
82	Yes	Yes	Yes	Yes	Yes

Pct. #	Precinct Doors Open at 7:00 AM	M100 Ballot Optical Scanner Open at 7:00 AM	Delivery Confirmation Form Returned on April 1	Ballot Accounting Form Returned on April 1	iVotronic machines closed by 9:00 PM*
83	Yes	Yes	Yes	Yes	No, very late
84	Yes	Yes	Yes	Yes	Yes
85	Yes	Yes	Yes	Yes	No, 9:27 PM
86	Yes	Yes	Yes	Yes	Yes
87	Yes	Yes	Yes	Yes	Yes
88	Yes	Yes	Yes	Yes	Yes
89	Yes	Yes	Yes	Yes	Yes
90	Yes	Yes	Yes	Yes	Yes
91	Yes	Yes	No	Yes	Yes
92	Yes	Yes	Yes	Yes	Yes
93	Yes	Yes	Yes	Yes	Yes
94	Yes	Yes	Yes	Yes	Yes
95	Yes	Yes	Yes	Yes	Yes
96	Yes	Yes	Yes	Yes	Yes
97	Yes	Late (7:04 AM)	Yes	Yes	Yes
98	Yes	Yes	Yes	Yes	Yes
99	Yes	Yes	Yes	Yes	Yes
100	Yes	Yes	Yes	Yes	Yes
101	Yes	Yes	Yes	Yes	Yes
102	Yes	Yes	Yes	Yes	No, very late
103	Yes	Yes	Yes	Yes	Yes
104	Yes	Yes	Yes	Yes	Yes
105	Yes	Yes	Yes	Yes	Yes
106	Yes	Yes	Yes	Yes	No, 9:40 PM
107	Yes	Yes	No	Yes	Yes
108	Yes	Yes	Yes	Yes	Yes
109	Yes	Yes	Yes	Yes	Yes
110	Yes	Yes	Yes	Yes	Yes
111	Yes	Yes	Yes	Yes	Yes
112	Yes	Yes	Yes	Yes	Yes
113	Yes	Yes	Yes	Yes	Yes
114	Yes	Yes	Yes	Yes	Yes
115	Yes	Yes	Yes	Yes	Yes
116	Yes	Yes	Yes	Yes	Yes
117	Yes	Yes	Yes	Yes	Yes
118	Yes	Yes	Yes	Yes	Yes
119	Yes	Yes	Yes	Yes	Yes
120	Yes	Yes	Yes	Yes	Yes
121	Yes	Yes	Yes	Yes	Yes
122	Yes	Yes	Yes	Yes	Yes
123	Yes	Yes	Yes	No	Yes

Pct. #	Precinct Doors Open at 7:00 AM	M100 Ballot Optical Scanner Open at 7:00 AM	Delivery Confirmation Form Returned on April 1	Ballot Accounting Form Returned on April 1	iVotronic machines closed by 9:00 PM*
124	Yes	Yes	Yes	Yes	Yes
125	Yes	Yes	Yes	Yes	Yes
126	Yes	Yes	Yes	Yes	Yes
127	Yes	Yes	No	Yes	No, very late
128	Yes	Yes	Yes	Yes	No, 9:41 PM
129	Yes	Late (7:06 AM)	Yes	Yes	Yes
130	Yes	Yes	Yes	Yes	Yes
131	Yes	Yes	Yes	No	No, very late
132	Yes	Yes	Yes	Yes	Yes
133	Yes	Yes	Yes	Yes	Yes
134	Yes	Yes	Yes	Yes	Yes
135	Yes	Yes	Yes	Yes	Yes
136	Yes	Late (7:10 AM)	Yes	Yes	Yes
137	Yes	Yes	No	Yes	Yes
138	Yes	Yes	Yes	Yes	Yes
139	Yes	Yes	No	Yes	Yes
140	Yes	Yes	Yes	Yes	Yes
141	Yes	Yes	Yes	Yes	Yes
142	Yes	Yes	Yes	Yes	Yes
143	Yes	Yes	Yes	Yes	Yes
TOTAL	140	135	134	135	127
%	97.9%	94.4%	93.7%	94.4%	88.8%
	Precincts open by 7:00 am, all precincts open by 7:10 am	Precincts had M100 Optical scan machines ready to scan ballots at 7:00 am	Precincts returned Delivery Confirmation form properly	Precincts returned Ballot Accounting form properly	Precincts had their iVotronic voting machine closed by 9:00 PM

*Closing times listed at "very late" are machines that had to be closed at DCBOE headquarters rather than on site due to mechanical malfunctions and battery issues. These were closed between 10:00 - 11:30 PM on Election night.

Attachment 2

The total number of votes cast, broken down by type of ballot

November 4, 2014 - General Election								
Precinct	Ivo Election Day	Ivo Early Voting	M100 Election Day	M100 Early Voting	Absentee / Specials	Total Ballots	Registered Voters	Turn Out
PRECINCT 1	359	248	606	65	408	1686	5562	30.31%
PRECINCT 2	95	12	74	4	135	320	1350	23.70%
PRECINCT 3	148	61	514	18	231	972	2397	40.55%
PRECINCT 4	362	55	381	18	197	1013	2976	34.04%
PRECINCT 5	340	88	814	18	213	1473	3738	39.41%
PRECINCT 6	367	62	702	16	219	1366	4400	31.05%
PRECINCT 7	330	29	410	1	99	869	2206	39.39%
PRECINCT 8	400	158	1140	14	174	1886	3753	50.25%
PRECINCT 9	329	89	415	3	95	931	2120	43.92%
PRECINCT 10	313	138	709	3	190	1353	2805	48.24%
PRECINCT 11	345	152	1209	9	273	1988	5775	34.42%
PRECINCT 12	174	22	147	0	45	388	869	44.65%
PRECINCT 13	341	69	399	12	133	954	2093	45.58%
PRECINCT 14	396	110	822	32	265	1625	4350	37.36%
PRECINCT 15	409	117	1016	24	279	1845	4256	43.35%
PRECINCT 16	504	185	1089	44	278	2100	4845	43.34%
PRECINCT 17	432	202	1249	68	486	2437	7230	33.71%
PRECINCT 18	370	243	1216	63	395	2287	5509	41.51%
PRECINCT 19	445	234	903	34	336	1952	5245	37.22%
PRECINCT 20	176	31	111	6	142	466	1617	28.82%
PRECINCT 21	190	50	241	4	66	551	1492	36.93%
PRECINCT 22	420	276	1069	29	317	2111	4986	42.34%
PRECINCT 23	344	198	708	7	219	1476	3758	39.28%
PRECINCT 24	330	196	695	13	197	1431	3433	41.68%
PRECINCT 25	447	216	1564	19	341	2587	5349	48.36%
PRECINCT 26	400	180	927	12	254	1773	4171	42.51%
PRECINCT 27	391	234	868	13	178	1684	3330	50.57%
PRECINCT 28	280	172	1120	13	212	1797	3557	50.52%
PRECINCT 29	282	82	327	2	130	823	1851	44.46%
PRECINCT 30	310	109	547	1	78	1045	1766	59.17%
PRECINCT 31	446	211	1009	5	138	1809	3283	55.10%
PRECINCT 32	349	537	840	4	207	1937	3636	53.27%
PRECINCT 33	343	403	1074	13	223	2056	3981	51.65%
PRECINCT 34	394	361	1148	23	369	2295	5236	43.83%
PRECINCT 35	265	224	1155	7	239	1890	4638	40.75%
PRECINCT 36	363	464	846	12	264	1949	5736	33.98%
PRECINCT 37	325	160	517	12	257	1271	4038	31.48%
PRECINCT 38	297	158	574	12	220	1261	3664	34.42%
PRECINCT 39	400	391	951	20	256	2018	5460	36.96%
PRECINCT 40	302	254	1318	11	353	2238	5386	41.55%
PRECINCT 41	261	220	838	14	244	1577	4646	33.94%
PRECINCT 42	325	114	351	3	133	926	2358	39.27%
PRECINCT 43	305	87	346	8	118	864	2149	40.20%
PRECINCT 44	315	269	370	12	239	1205	3758	32.06%
PRECINCT 45	355	124	570	4	140	1193	2723	43.81%

November 4, 2014 - General Election

Precinct	Ivo Election Day	Ivo Early Voting	M100 Election Day	M100 Early Voting	Absentee / Specials	Total Ballots	Registered Voters	Turn Out
PRECINCT 46	339	200	697	8	172	1416	3442	41.14%
PRECINCT 47	386	197	756	12	208	1559	3832	40.68%
PRECINCT 48	374	244	726	12	152	1508	3444	43.79%
PRECINCT 49	214	48	126	2	64	454	1070	42.43%
PRECINCT 50	356	462	549	7	127	1501	2867	52.35%
PRECINCT 51	450	663	1292	8	262	2675	4475	59.78%
PRECINCT 52	307	246	348	0	131	1032	1684	61.28%
PRECINCT 53	231	89	347	6	41	714	1610	44.35%
PRECINCT 54	342	173	624	6	116	1261	2923	43.14%
PRECINCT 55	315	145	542	8	148	1158	2900	39.93%
PRECINCT 56	284	182	828	8	150	1452	3844	37.77%
PRECINCT 57	301	237	468	14	160	1180	3043	38.78%
PRECINCT 58	329	176	479	6	72	1062	2729	38.92%
PRECINCT 59	357	313	519	11	130	1330	3109	42.78%
PRECINCT 60	272	128	356	7	113	876	2920	30.00%
PRECINCT 61	220	133	456	8	87	904	1948	46.41%
PRECINCT 62	386	395	1156	28	189	2154	3649	59.03%
PRECINCT 63	315	490	923	11	224	1963	4249	46.20%
PRECINCT 64	322	305	535	11	108	1281	2613	49.02%
PRECINCT 65	267	233	718	10	140	1368	2902	47.14%
PRECINCT 66	327	566	1169	19	236	2317	5137	45.10%
PRECINCT 67	289	536	630	6	194	1655	3501	47.27%
PRECINCT 68	269	309	441	5	115	1139	2462	46.26%
PRECINCT 69	150	273	519	13	104	1059	2462	43.01%
PRECINCT 70	193	131	403	6	88	821	1733	47.37%
PRECINCT 71	245	189	576	13	124	1147	2793	41.07%
PRECINCT 72	307	328	677	14	275	1601	5302	30.20%
PRECINCT 73	333	241	459	8	72	1113	2360	47.16%
PRECINCT 74	288	402	779	21	263	1753	5212	33.63%
PRECINCT 75	325	184	797	13	227	1546	4308	35.89%
PRECINCT 76	143	25	121	1	63	353	1679	21.02%
PRECINCT 77	308	94	461	9	236	1108	3387	32.71%
PRECINCT 78	275	83	409	7	167	941	3454	27.24%
PRECINCT 79	178	61	191	5	133	568	2358	24.09%
PRECINCT 80	273	48	234	3	107	665	1922	34.60%
PRECINCT 81	314	297	1333	15	303	2262	6145	36.81%
PRECINCT 82	372	335	576	7	170	1460	3449	42.33%
PRECINCT 83	324	343	1211	29	372	2279	5499	41.44%
PRECINCT 84	397	341	531	25	162	1456	3048	47.77%
PRECINCT 85	368	324	974	19	226	1911	3929	48.64%
PRECINCT 86	344	196	603	12	150	1305	3093	42.19%
PRECINCT 87	344	134	793	9	202	1482	3566	41.56%
PRECINCT 88	393	159	824	11	178	1565	3056	51.21%
PRECINCT 89	285	195	1277	30	263	2050	4014	51.07%
PRECINCT 90	304	103	565	9	121	1102	2379	46.32%

November 4, 2014 - General Election								
Precinct	Ivo Election Day	Ivo Early Voting	M100 Election Day	M100 Early Voting	Absentee / Specials	Total Ballots	Registered Voters	Turn Out
PRECINCT 91	433	215	1146	28	260	2082	5551	37.51%
PRECINCT 92	169	55	259	0	86	569	1944	29.27%
PRECINCT 93	178	52	271	5	69	575	1878	30.62%
PRECINCT 94	191	102	240	6	117	656	2427	27.03%
PRECINCT 95	182	50	238	5	91	566	2111	26.81%
PRECINCT 96	243	68	343	1	104	759	2895	26.22%
PRECINCT 97	182	40	122	1	107	452	1803	25.07%
PRECINCT 98	213	85	297	4	118	717	2178	32.92%
PRECINCT 99	169	89	183	2	77	520	1745	29.80%
PRECINCT 100	195	63	254	1	108	621	2589	23.99%
PRECINCT 101	256	103	315	8	79	761	1918	39.68%
PRECINCT 102	247	207	278	6	129	867	2939	29.50%
PRECINCT 103	307	159	614	10	163	1253	4412	28.40%
PRECINCT 104	292	115	430	9	163	1009	3665	27.53%
PRECINCT 105	263	91	333	6	119	812	2916	27.85%
PRECINCT 106	281	143	536	10	183	1153	3601	32.02%
PRECINCT 107	132	62	184	2	94	474	2351	20.16%
PRECINCT 108	201	84	317	2	48	652	1301	50.12%
PRECINCT 109	203	69	264	4	43	583	1096	53.19%
PRECINCT 110	361	198	1078	10	188	1835	4343	42.25%
PRECINCT 111	268	71	390	16	164	909	3005	30.25%
PRECINCT 112	233	69	385	5	111	803	2394	33.54%
PRECINCT 113	283	115	593	10	106	1107	2632	42.06%
PRECINCT 114	241	79	355	4	176	855	3676	23.26%
PRECINCT 115	291	66	264	5	128	754	3422	22.03%
PRECINCT 116	258	146	295	4	201	904	4374	20.67%
PRECINCT 117	236	63	199	2	122	622	2129	29.22%
PRECINCT 118	240	58	268	5	133	704	2981	23.62%
PRECINCT 119	256	76	258	0	180	770	3401	22.64%
PRECINCT 120	183	198	162	0	97	640	2102	30.45%
PRECINCT 121	267	142	341	8	228	986	3719	26.51%
PRECINCT 122	189	65	239	4	147	644	1912	33.68%
PRECINCT 123	257	102	271	1	114	745	2648	28.13%
PRECINCT 124	249	121	379	7	175	931	2932	31.75%
PRECINCT 125	355	95	586	12	201	1249	5333	23.42%
PRECINCT 126	299	86	394	6	218	1003	4294	23.36%
PRECINCT 127	371	582	880	20	308	2161	5095	42.41%
PRECINCT 128	316	212	542	15	160	1245	3141	39.64%
PRECINCT 129	363	152	466	26	168	1175	3136	37.47%
PRECINCT 130	228	56	273	9	99	665	1438	46.24%
PRECINCT 131	297	169	595	7	250	1318	2911	45.28%
PRECINCT 132	213	94	240	3	133	683	2707	25.23%
PRECINCT 133	227	24	268	5	52	576	1541	37.38%
PRECINCT 134	260	64	263	2	143	732	2384	30.70%
PRECINCT 135	371	178	743	15	246	1553	3702	41.95%

November 4, 2014 - General Election								
Precinct	Ivo Election Day	Ivo Early Voting	M100 Election Day	M100 Early Voting	Absentee / Specials	Total Ballots	Registered Voters	Turn Out
PRECINCT 136	234	36	169	3	69	511	1297	39.40%
PRECINCT 137	242	44	187	6	72	551	1252	44.01%
PRECINCT 138	370	244	616	6	171	1407	2945	47.78%
PRECINCT 139	263	218	465	13	196	1155	2411	47.91%
PRECINCT 140	241	46	289	6	109	691	2098	32.94%
PRECINCT 141	390	144	602	24	279	1439	3180	45.25%
PRECINCT 142	329	102	376	5	108	920	1896	48.52%
PRECINCT 143	286	112	262	39	170	869	2592	33.53%
Total	42593	25030	83214	1630	24910	177377	461325	38.45%

Attachment 3

**Election Night Reporting – Unofficial summary reports generated by the
Board on Election Night**

OFFICIAL RESULTS

MAYORAL GENERAL ELECTION
DISTRICT OF COLUMBIA
TUESDAY, NOVEMBER 4, 2014

OFFICIAL RESULTS

RUN DATE:12/02/14 10:10 AM

	TOTAL VOTES	%	IVO ED	IVO EV	M100 ED	M100 EV	650 ABS/SPEC
PRECINCTS COUNTED (OF 143)	143	100.00					
REGISTERED VOTERS - TOTAL	461,325						
BALLOTS CAST - TOTAL	177,377		42,593	25,030	83,214	1,630	24,910
VOTER TURNOUT - TOTAL		38.45					
DELEGATE U.S. HOUSE OF REPRESENTATIVES							
DISTRICT OF COLUMBIA							
Vote for Not More Than 1							
(WITH 143 OF 143 COUNTED)							
NATALE LINO STRACUZZI (STG)	6,073	3.53	1,401	850	2,787	84	951
NELSON F. RIMENSNYDER (REP)	11,673	6.79	2,738	1,368	5,651	105	1,811
ELEANOR H. NORTON (DEM)	143,923	83.73	34,906	20,659	67,389	1,253	19,716
TIMOTHY J. KREPP (IND)	9,101	5.29	2,297	1,308	4,250	90	1,156
WRITE-IN	1,123	.65	210	157	590	32	134
Over Votes	103		0	0	47	2	54
Under Votes	5,381		1,041	688	2,500	64	1,088
MAYOR OF THE DISTRICT OF COLUMBIA							
Vote for Not More Than 1							
(WITH 143 OF 143 COUNTED)							
NESTOR DJONKAM (IND)	460	.26	140	58	177	3	82
MURIEL E. BOWSER (DEM)	96,666	55.15	23,802	13,508	44,043	832	14,481
DAVID A. CATANIA (IND)	61,388	35.02	14,904	8,908	29,516	565	7,495
FAITH (STG)	1,520	.87	307	198	686	21	308
CAROL SCHWARTZ (IND)	12,327	7.03	2,511	1,773	6,336	155	1,552
BRUCE MAJORS (LIB)	1,297	.74	292	141	577	8	279
WRITE-IN	1,612	.92	300	234	830	26	222
Over Votes	95		0	0	40	4	51
Under Votes	1,993		325	206	1,009	16	437
CHAIRMAN OF THE COUNCIL DISTRICT OF COLUMBIA							
Vote for Not More Than 1							
(WITH 143 OF 143 COUNTED)							
KRIS HAMMOND (REP)	12,114	7.23	2,969	1,305	5,816	106	1,918
KYLE WALKER (LIB)	3,674	2.19	951	408	1,629	30	656
G. LEE AIKIN (STG)	5,930	3.54	1,433	781	2,759	70	887
JOHN C. CHEEKS (IND)	6,949	4.15	1,831	1,090	2,914	93	1,021
PHIL MENDELSON (DEM)	138,066	82.39	33,307	20,259	65,094	1,224	18,182
WRITE-IN	849	.51	171	130	414	24	110
Over Votes	107		0	0	56	0	51
Under Votes	9,669		1,919	1,053	4,532	83	2,082

RUN DATE:12/02/14 10:10 AM

	TOTAL VOTES	%	IVO ED	IVO EV	M100 ED	M100 EV	650 ABS/SPEC
AT - LARGE MEMBER OF THE COUNCIL DISTRICT OF COLUMBIA							
Vote for Not More Than 2							
(WITH 143 OF 143 COUNTED)							
MICHAEL D. BROWN (IND)	28,614	10.49	7,700	3,939	12,808	195	3,972
FREDERICK STEINER (LIB)	3,766	1.38	900	408	1,716	30	712
ERIC J. JONES (IND)	4,405	1.61	1,173	688	1,926	51	567
KISHAN PUTTA (IND)	6,135	2.25	1,559	778	2,950	57	791
WENDELL FELDER (IND)	2,964	1.09	791	467	1,169	56	481
EUGENE PURYEAR (STG)	12,525	4.59	3,113	1,764	5,683	128	1,837
COURTNEY R. SNOWDEN (IND)	19,551	7.16	4,898	3,131	9,191	181	2,150
ANITA D. BONDS (DEM)	85,575	31.36	21,347	12,365	38,759	761	12,343
BRIAN HART (IND)	8,933	3.27	1,939	1,331	4,582	86	995
ROBERT WHITE (IND)	22,198	8.14	4,944	4,050	10,758	235	2,211
CALVIN H. GURLEY (IND)	4,553	1.67	1,073	844	1,979	70	587
ELISSA SILVERMAN (IND)	41,300	15.14	9,347	6,990	20,223	446	4,294
MARC MORGAN (REP)	9,947	3.65	2,466	1,126	4,667	86	1,602
GRAYLAN SCOTT HAGLER (IND)	10,539	3.86	2,603	2,007	4,708	132	1,089
KHALID PITTS (IND)	10,392	3.81	3,062	1,304	4,766	87	1,173
WRITE-IN	1,472	.54	264	173	748	25	262
Over Votes	226		0	0	112	6	108
Under Votes	81,621		17,983	8,687	39,683	628	14,640

MEMBER OF THE COUNCIL WARD ONE

Vote for Not More Than 1							
(WITH 15 OF 15 COUNTED)							
BRIANNE K. NADEAU (DEM)	17,024	84.78	3,771	2,383	8,555	129	2,186
JOHN VAUGHT LaBEAUME (LIB)	829	4.13	174	98	412	8	137
ERNEST E. JOHNSON (IND)	2,021	10.06	432	318	986	24	261
WRITE-IN	207	1.03	27	33	120	1	26
Over Votes	14		0	0	6	0	8
Under Votes	2,521		398	201	1,151	17	754

MEMBER OF THE COUNCIL WARD THREE

Vote for Not More Than 1							
(WITH 18 OF 18 COUNTED)							
RYAN SABOT (LIB)	2,940	12.45	684	360	1,510	13	373
MARY M. CHEH (DEM)	20,314	86.01	4,859	2,950	10,246	97	2,162
WRITE-IN	365	1.55	57	73	201	4	30
Over Votes	5		0	0	1	0	4
Under Votes	2,426		445	235	1,266	18	462

MEMBER OF THE COUNCIL WARD FIVE

Vote for Not More Than 1							
(WITH 18 OF 18 COUNTED)							
PRESTON CORNISH (LIB)	1,488	7.09	354	286	625	21	202
KENYAN McDUFFIE (DEM)	19,290	91.96	4,326	3,735	8,745	173	2,311
WRITE-IN	199	.95	39	29	106	3	22
Over Votes	3		0	0	2	0	1
Under Votes	2,004		303	271	635	17	778

OFFICIAL RESULTS

MAYORAL GENERAL ELECTION
DISTRICT OF COLUMBIA
TUESDAY, NOVEMBER 4, 2014

OFFICIAL RESULTS

RUN DATE:12/02/14 10:10 AM

	TOTAL VOTES	%	IVO ED	IVO EV	M100 ED	M100 EV	650 ABS/SPEC
MEMBER OF THE COUNCIL WARD SIX							
Vote for Not More Than 1 (WITH 19 OF 19 COUNTED)							
CHARLES ALLEN (DEM)	23,668	87.56	5,110	3,579	11,801	299	2,879
PRANAV BADHWAR (LIB)	3,127	11.57	725	395	1,457	39	511
WRITE-IN	237	.88	38	37	119	6	37
Over Votes	6		0	0	5	0	1
Under Votes	2,745		462	292	1,180	38	773

	TOTAL VOTES	%	IVO ED	IVO EV	M100 ED	M100 EV	650 ABS/SPEC
ATTORNEY GENERAL DISTRICT OF COLUMBIA							
Vote for Not More Than 1 (WITH 143 OF 143 COUNTED)							
KARL A. RACINE (DEM)	63,774	39.76	15,039	9,969	30,776	622	7,368
LATEEFAH WILLIAMS (DEM)	13,736	8.56	3,957	1,462	5,619	110	2,588
EDWARD "SMITTY" SMITH (DEM)	34,039	21.22	8,138	5,374	15,543	312	4,672
PAUL ZUKERBERG (DEM)	23,340	14.55	5,629	3,178	11,079	239	3,215
LORIE MASTERS (DEM)	24,427	15.23	5,776	3,219	11,877	219	3,336
WRITE-IN	1,101	.69	183	88	583	19	228
Over Votes	162		0	0	65	1	96
Under Votes	16,779		3,859	1,736	7,672	108	3,404

	TOTAL VOTES	%	IVO ED	IVO EV	M100 ED	M100 EV	650 ABS/SPEC
UNITED STATES SENATOR DISTRICT OF COLUMBIA							
Vote for Not More Than 1 (WITH 143 OF 143 COUNTED)							
DAVID SCHWARTZMAN (STG)	15,710	10.27	3,839	2,388	7,306	182	1,995
PAUL STRAUSS (DEM)	116,901	76.40	28,743	16,540	54,540	968	16,110
JOHN DANIEL (LIB)	7,826	5.11	1,903	907	3,661	66	1,289
GLENDA J. RICHMOND (IND)	10,702	6.99	2,678	1,504	4,835	110	1,575
WRITE-IN	1,864	1.22	304	272	985	31	272
Over Votes	86		0	0	39	4	43
Under Votes	24,269		5,114	3,415	11,848	269	3,623

	TOTAL VOTES	%	IVO ED	IVO EV	M100 ED	M100 EV	650 ABS/SPEC
UNITED STATES REPRESENTATIVE DISTRICT OF COLUMBIA							
Vote for Not More Than 1 (WITH 143 OF 143 COUNTED)							
FRANKLIN GARCIA (DEM)	114,073	77.61	28,478	15,977	52,814	917	15,887
MARTIN MOULTON (LIB)	11,002	7.48	2,717	1,349	5,125	88	1,723
JOYCE ROBINSON-PAUL (STG)	19,982	13.59	4,556	3,030	9,539	250	2,607
WRITE-IN	1,931	1.31	273	278	1,047	38	295
Over Votes	64		0	0	24	1	39
Under Votes	30,306		6,557	4,392	14,665	336	4,356

	TOTAL VOTES	%	IVO ED	IVO EV	M100 ED	M100 EV	650 ABS/SPEC
MEMBER OF THE STATE BOARD OF EDUCATION WARD ONE							
Vote for Not More Than 1 (WITH 15 OF 15 COUNTED)							
DAVID DO	4,704	25.01	1,095	676	2,338	51	544
SCOTT SIMPSON	3,087	16.41	692	391	1,536	26	442
E. GAIL ANDERSON HOLNESS	2,140	11.38	447	409	956	24	304
LAURA WILSON PHELAN	6,903	36.70	1,481	931	3,641	35	815
LILLIAN PERDOMO	1,875	9.97	330	242	1,008	19	276
WRITE-IN	100	.53	18	6	54	0	22
Over Votes	18		0	0	11	1	6
Under Votes	3,789		739	378	1,686	23	963

RUN DATE:12/02/14 10:10 AM

	TOTAL VOTES	%	IVO ED	IVO EV	M100 ED	M100 EV	650 ABS/SPEC
MEMBER OF THE STATE BOARD OF EDUCATION WARD THREE							
Vote for Not More Than 1 (WITH 18 OF 18 COUNTED)							
STEPHANIE BLESSEY LILLEY	4,275	20.29	1,139	323	2,384	9	420
TRICIA BRAUN	6,693	31.77	1,624	887	3,474	35	673
PHIL THOMAS.	2,057	9.76	470	405	926	12	244
RUTH WATTENBERG	7,869	37.35	1,693	1,424	3,978	43	731
WRITE-IN.	175	.83	35	16	95	5	24
Over Votes	32		0	0	17	1	14
Under Votes	4,949		1,084	563	2,350	27	925

MEMBER OF THE STATE BOARD OF EDUCATION WARD FIVE							
Vote for Not More Than 1 (WITH 18 OF 18 COUNTED)							
MARK JONES	17,410	97.15	4,053	3,479	7,688	170	2,020
WRITE-IN.	510	2.85	84	99	256	8	63
Over Votes	1		0	0	1	0	0
Under Votes	5,063		885	743	2,168	36	1,231

MEMBER OF THE STATE BOARD OF EDUCATION WARD SIX							
Vote for Not More Than 1 (WITH 19 OF 19 COUNTED)							
MARK NAYDAN.	7,734	36.10	1,784	1,202	3,640	124	984
JOE WEEDON	13,225	61.73	2,816	1,970	6,730	130	1,579
WRITE-IN.	464	2.17	65	67	252	9	71
Over Votes	6		0	0	5	0	1
Under Votes	8,354		1,670	1,064	3,935	119	1,566

ADVISORY NEIGHBORHOOD COMMISSIONER 1A01							
Vote for Not More Than 1 (WITH 1 OF 1 COUNTED)							
MARVIN L. JOHNSON.	168	70.29	27	28	95	3	15
LESTER CUFFIE	66	27.62	12	12	31	2	9
WRITE-IN.	5	2.09	0	1	4	0	0
Over Votes	0		0	0	0	0	0
Under Votes	94		10	13	41	0	30

ADVISORY NEIGHBORHOOD COMMISSIONER 1A02							
Vote for Not More Than 1 (WITH 1 OF 1 COUNTED)							
JOSUE SALMERON.	399	94.55	83	57	216	1	42
WRITE-IN.	23	5.45	6	1	13	1	2
Over Votes	0		0	0	0	0	0
Under Votes	194		31	19	114	0	30

ADVISORY NEIGHBORHOOD COMMISSIONER 1A03							
Vote for Not More Than 1 (WITH 2 OF 2 COUNTED)							
NO CANDIDATE FILED	0		0	0	0	0	0
WRITE-IN.	51	100.00	12	16	21	1	1
Over Votes	0		0	0	0	0	0
Under Votes	362		76	50	181	2	53

RUN DATE:12/02/14 10:10 AM

	TOTAL VOTES	%	IVO ED	IVO EV	M100 ED	M100 EV	650 ABS/SPEC
ADVISORY NEIGHBORHOOD COMMISSIONER 1A04							
Vote for Not More Than 1 (WITH 2 OF 2 COUNTED)							
LAKAW ALEMU	124	32.12	38	20	54	0	12
MATTHEW GOLDSCHMIDT	254	65.80	64	27	138	1	24
WRITE-IN	8	2.07	3	0	5	0	0
Over Votes	0		0	0	0	0	0
Under Votes	190		36	16	90	0	48
ADVISORY NEIGHBORHOOD COMMISSIONER 1A05							
Vote for Not More Than 1 (WITH 2 OF 2 COUNTED)							
NO CANDIDATE FILED	0		0	0	0	0	0
WRITE-IN	82	100.00	9	16	46	2	9
Over Votes	0		0	0	0	0	0
Under Votes	313		54	49	133	5	72
ADVISORY NEIGHBORHOOD COMMISSIONER 1A06							
Vote for Not More Than 1 (WITH 3 OF 3 COUNTED)							
PATRICK W. FLYNN	406	95.98	101	78	183	2	42
WRITE-IN	17	4.02	3	4	6	0	4
Over Votes	0		0	0	0	0	0
Under Votes	131		13	15	52	0	51
ADVISORY NEIGHBORHOOD COMMISSIONER 1A07							
Vote for Not More Than 1 (WITH 2 OF 2 COUNTED)							
DARWAIN FROST	426	93.22	167	58	154	2	45
WRITE-IN	31	6.78	10	7	12	1	1
Over Votes	1		0	0	0	0	1
Under Votes	189		56	19	66	0	48
ADVISORY NEIGHBORHOOD COMMISSIONER 1A08							
Vote for Not More Than 1 (WITH 1 OF 1 COUNTED)							
KENT BOESE	586	97.50	228	67	229	7	55
WRITE-IN	15	2.50	5	3	5	0	2
Over Votes	0		0	0	0	0	0
Under Votes	193		47	12	82	0	52
ADVISORY NEIGHBORHOOD COMMISSIONER 1A09							
Vote for Not More Than 1 (WITH 2 OF 2 COUNTED)							
KEITH DOKHO	148	40.77	47	16	59	1	25
BOBBY HOLMES	209	57.58	48	27	101	3	30
WRITE-IN	6	1.65	1	1	3	0	1
Over Votes	0		0	0	0	0	0
Under Votes	80		12	13	32	1	22

RUN DATE:12/02/14 10:10 AM

	TOTAL VOTES	%	IVO ED	IVO EV	M100 ED	M100 EV	650 ABS/SPEC
ADVISORY NEIGHBORHOOD COMMISSIONER 1A10							
Vote for Not More Than 1 (WITH 1 OF 1 COUNTED)							
RASHIDA BROWN	481	95.25	120	65	226	6	64
WRITE-IN.	24	4.75	5	3	12	0	4
Over Votes	0		0	0	0	0	0
Under Votes	99		19	11	44	1	24
ADVISORY NEIGHBORHOOD COMMISSIONER 1A11							
Vote for Not More Than 1 (WITH 4 OF 4 COUNTED)							
DOTTI LOVE WADE	307	92.19	65	60	151	2	29
WRITE-IN.	26	7.81	4	3	16	0	3
Over Votes	0		0	0	0	0	0
Under Votes	159		28	13	72	0	46
ADVISORY NEIGHBORHOOD COMMISSIONER 1A12							
Vote for Not More Than 1 (WITH 1 OF 1 COUNTED)							
MARGARET HUNDLEY	186	60.39	30	54	82	0	20
COLLEEN COSTELLO	117	37.99	26	25	51	0	15
WRITE-IN.	5	1.62	0	4	1	0	0
Over Votes	0		0	0	0	0	0
Under Votes	151		22	39	63	1	26
ADVISORY NEIGHBORHOOD COMMISSIONER 1B01							
Vote for Not More Than 1 (WITH 3 OF 3 COUNTED)							
BRIAN FOOTER	520	95.59	210	49	167	4	90
WRITE-IN.	24	4.41	8	2	11	0	3
Over Votes	0		0	0	0	0	0
Under Votes	152		46	13	45	1	47
ADVISORY NEIGHBORHOOD COMMISSIONER 1B02							
Vote for Not More Than 1 (WITH 3 OF 3 COUNTED)							
ELLEN NEDROW SULLIVAN	384	64.21	140	33	176	6	29
JENNIE NEVIN	189	31.61	71	17	82	2	17
WRITE-IN.	25	4.18	4	2	16	0	3
Over Votes	0		0	0	0	0	0
Under Votes	274		68	33	128	4	41
ADVISORY NEIGHBORHOOD COMMISSIONER 1B03							
Vote for Not More Than 1 (WITH 3 OF 3 COUNTED)							
SEDRICK MUHAMMAD	221	52.00	59	32	95	4	31
PATRICK NELSON.	198	46.59	47	26	85	3	37
WRITE-IN.	6	1.41	2	0	3	0	1
Over Votes	0		0	0	0	0	0
Under Votes	143		26	14	51	2	50

RUN DATE:12/02/14 10:10 AM

	TOTAL VOTES	%	IVO ED	IVO EV	M100 ED	M100 EV	650 ABS/SPEC
ADVISORY NEIGHBORHOOD COMMISSIONER 1B04							
Vote for Not More Than 1 (WITH 2 OF 2 COUNTED)							
KEVIN CAIN	511	94.98	124	87	245	0	55
WRITE-IN.	27	5.02	4	5	13	3	2
Over Votes	0		0	0	0	0	0
Under Votes	226		37	26	97	0	66
ADVISORY NEIGHBORHOOD COMMISSIONER 1B05							
Vote for Not More Than 1 (WITH 2 OF 2 COUNTED)							
NICOLAS FERREYROS.	404	95.73	91	64	186	6	57
WRITE-IN.	18	4.27	5	2	7	0	4
Over Votes	0		0	0	0	0	0
Under Votes	196		34	26	88	3	45
ADVISORY NEIGHBORHOOD COMMISSIONER 1B06							
Vote for Not More Than 1 (WITH 1 OF 1 COUNTED)							
DYANA NM FORESTER.	204	48.69	38	32	117	0	17
DAVID GILLILAND	203	48.45	47	26	114	2	14
WRITE-IN.	12	2.86	1	1	9	0	1
Over Votes	0		0	0	0	0	0
Under Votes	163		43	18	75	0	27
ADVISORY NEIGHBORHOOD COMMISSIONER 1B07							
Vote for Not More Than 1 (WITH 1 OF 1 COUNTED)							
JUAN E. LOPEZ	102	41.30	19	43	32	1	7
JESSICA LAURA SMITH	141	57.09	24	43	61	3	10
WRITE-IN.	4	1.62	0	2	1	0	1
Over Votes	0		0	0	0	0	0
Under Votes	56		7	13	24	0	12
ADVISORY NEIGHBORHOOD COMMISSIONER 1B08							
Vote for Not More Than 1 (WITH 2 OF 2 COUNTED)							
MARK RANSELM	350	93.58	82	87	137	1	43
WRITE-IN.	24	6.42	7	2	13	0	2
Over Votes	0		0	0	0	0	0
Under Votes	203		27	37	88	1	50
ADVISORY NEIGHBORHOOD COMMISSIONER 1B09							
Vote for Not More Than 1 (WITH 2 OF 2 COUNTED)							
JAMES A. TURNER	412	93.21	107	77	170	4	54
WRITE-IN.	30	6.79	6	3	18	0	3
Over Votes	0		0	0	0	0	0
Under Votes	138		30	23	56	1	28

RUN DATE:12/02/14 10:10 AM

	TOTAL VOTES	%	IVO ED	IVO EV	M100 ED	M100 EV	650 ABS/SPEC
ADVISORY NEIGHBORHOOD COMMISSIONER 1B10							
Vote for Not More Than 1 (WITH 2 OF 2 COUNTED)							
PAUL GLICKSMAN.	33	28.70	7	6	15	0	5
ALLYSON N. CARPENTER.	79	68.70	21	6	36	1	15
WRITE-IN.	3	2.61	1	0	2	0	0
Over Votes	0		0	0	0	0	0
Under Votes	33		3	5	7	0	18
ADVISORY NEIGHBORHOOD COMMISSIONER 1B11							
Vote for Not More Than 1 (WITH 3 OF 3 COUNTED)							
ROBB HUDSON.	209	92.89	54	11	65	2	77
WRITE-IN.	16	7.11	2	0	5	0	9
Over Votes	0		0	0	0	0	0
Under Votes	88		15	4	23	2	44
ADVISORY NEIGHBORHOOD COMMISSIONER 1B12							
Vote for Not More Than 1 (WITH 2 OF 2 COUNTED)							
JOHN C. GREEN	393	59.82	83	52	199	6	53
MATT ABBRUZZESE	257	39.12	62	23	132	6	34
WRITE-IN.	7	1.07	1	0	5	0	1
Over Votes	0		0	0	0	0	0
Under Votes	158		23	13	81	1	40
ADVISORY NEIGHBORHOOD COMMISSIONER 1C01							
Vote for Not More Than 1 (WITH 1 OF 1 COUNTED)							
SAMANTHA P. HICKS.	533	96.21	116	36	310	6	65
WRITE-IN.	21	3.79	0	3	15	0	3
Over Votes	0		0	0	0	0	0
Under Votes	258		36	18	167	2	35
ADVISORY NEIGHBORHOOD COMMISSIONER 1C02							
Vote for Not More Than 1 (WITH 1 OF 1 COUNTED)							
HECTOR HUEZO	595	97.70	97	67	371	2	58
WRITE-IN.	14	2.30	0	2	9	0	3
Over Votes	0		0	0	0	0	0
Under Votes	258		41	21	145	4	47
ADVISORY NEIGHBORHOOD COMMISSIONER 1C03							
Vote for Not More Than 1 (WITH 1 OF 1 COUNTED)							
TED GUTHRIE.	526	95.81	98	49	327	3	49
WRITE-IN.	23	4.19	2	1	14	1	5
Over Votes	0		0	0	0	0	0
Under Votes	242		37	10	141	1	53

RUN DATE:12/02/14 10:10 AM

	TOTAL VOTES	%	IVO ED	IVO EV	M100 ED	M100 EV	650 ABS/SPEC
ADVISORY NEIGHBORHOOD COMMISSIONER 1C04							
Vote for Not More Than 1 (WITH 2 OF 2 COUNTED)							
GABRIELA MOSSI.	594	97.70	95	89	351	3	56
WRITE-IN.	14	2.30	5	0	9	0	0
Over Votes	0		0	0	0	0	0
Under Votes	185		20	17	101	1	46
ADVISORY NEIGHBORHOOD COMMISSIONER 1C05							
Vote for Not More Than 1 (WITH 1 OF 1 COUNTED)							
ALAN GAMBRELL	397	94.08	58	48	247	1	43
WRITE-IN.	25	5.92	3	3	18	0	1
Over Votes	0		0	0	0	0	0
Under Votes	224		31	25	134	0	34
ADVISORY NEIGHBORHOOD COMMISSIONER 1C06							
Vote for Not More Than 1 (WITH 2 OF 2 COUNTED)							
WILLIAM (BILLY) SIMPSON.	437	95.62	81	47	254	3	52
WRITE-IN.	20	4.38	1	2	13	0	4
Over Votes	0		0	0	0	0	0
Under Votes	209		16	14	126	2	51
ADVISORY NEIGHBORHOOD COMMISSIONER 1C07							
Vote for Not More Than 1 (WITH 2 OF 2 COUNTED)							
WILSON REYNOLDS	444	93.28	118	54	220	2	50
WRITE-IN.	32	6.72	8	3	18	1	2
Over Votes	0		0	0	0	0	0
Under Votes	156		19	17	73	0	47
ADVISORY NEIGHBORHOOD COMMISSIONER 1C08							
Vote for Not More Than 1 (WITH 1 OF 1 COUNTED)							
NO CANDIDATE FILED	0		0	0	0	0	0
WRITE-IN.	154	100.00	26	28	77	2	21
Over Votes	0		0	0	0	0	0
Under Votes	547		134	82	274	5	52
ADVISORY NEIGHBORHOOD COMMISSIONER 1D01							
Vote for Not More Than 1 (WITH 2 OF 2 COUNTED)							
FRANKO FRANK O. AGBRO	555	92.35	93	72	330	4	56
WRITE-IN.	46	7.65	4	5	30	0	7
Over Votes	0		0	0	0	0	0
Under Votes	238		25	19	143	0	51

RUN DATE:12/02/14 10:10 AM

	TOTAL VOTES	%	IVO ED	IVO EV	M100 ED	M100 EV	650 ABS/SPEC
ADVISORY NEIGHBORHOOD COMMISSIONER 1D02							
Vote for Not More Than 1 (WITH 1 OF 1 COUNTED)							
ADAM HOEY	259	92.83	55	35	139	3	27
WRITE-IN.	20	7.17	3	1	15	0	1
Over Votes	0		0	0	0	0	0
Under Votes	124		14	12	68	1	29
ADVISORY NEIGHBORHOOD COMMISSIONER 1D03							
Vote for Not More Than 1 (WITH 2 OF 2 COUNTED)							
JACK MCKAY	675	92.59	100	74	403	4	94
WRITE-IN.	54	7.41	3	14	33	0	4
Over Votes	0		0	0	0	0	0
Under Votes	173		16	11	87	0	59
ADVISORY NEIGHBORHOOD COMMISSIONER 1D04							
Vote for Not More Than 1 (WITH 2 OF 2 COUNTED)							
ROSA RIVAS	353	92.65	61	61	193	2	36
WRITE-IN.	28	7.35	5	4	15	0	4
Over Votes	0		0	0	0	0	0
Under Votes	167		18	21	84	0	44
ADVISORY NEIGHBORHOOD COMMISSIONER 1D05							
Vote for Not More Than 1 (WITH 2 OF 2 COUNTED)							
ILANA HARRUS	270	46.08	44	68	131	2	25
ARTURO GRIFFITHS	291	49.66	53	77	136	8	17
WRITE-IN.	25	4.27	6	3	13	0	3
Over Votes	0		0	0	0	0	0
Under Votes	268		56	40	132	2	38
ADVISORY NEIGHBORHOOD COMMISSIONER 2A01							
Vote for Not More Than 1 (WITH 2 OF 2 COUNTED)							
PATRICK KENNEDY	83	92.22	26	4	18	1	34
WRITE-IN.	7	7.78	2	2	0	0	3
Over Votes	0		0	0	0	0	0
Under Votes	16		5	1	2	0	8
ADVISORY NEIGHBORHOOD COMMISSIONER 2A02							
Vote for Not More Than 1 (WITH 1 OF 1 COUNTED)							
REBECCA CODER	321	96.69	141	15	126	4	35
WRITE-IN.	11	3.31	3	2	2	1	3
Over Votes	0		0	0	0	0	0
Under Votes	115		32	4	49	1	29

RUN DATE:12/02/14 10:10 AM

	TOTAL VOTES	%	IVO ED	IVO EV	M100 ED	M100 EV	650 ABS/SPEC
ADVISORY NEIGHBORHOOD COMMISSIONER 2A03							
Vote for Not More Than 1 (WITH 2 OF 2 COUNTED)							
NO CANDIDATE FILED	0		0	0	0	0	0
WRITE-IN.	89	100.00	17	4	58	1	9
Over Votes	0		0	0	0	0	0
Under Votes	285		54	18	130	4	79
ADVISORY NEIGHBORHOOD COMMISSIONER 2A04							
Vote for Not More Than 1 (WITH 1 OF 1 COUNTED)							
WILLIAM K. SMITH	257	56.48	36	18	161	7	35
THOMAS B. MARTIN	196	43.08	31	16	122	3	24
WRITE-IN.	2	.44	0	0	1	0	1
Over Votes	0		0	0	0	0	0
Under Votes	64		7	7	20	4	26
ADVISORY NEIGHBORHOOD COMMISSIONER 2A05							
Vote for Not More Than 1 (WITH 1 OF 1 COUNTED)							
PHILIP J. SCHREFER	87	63.04	11	4	29	0	43
GRAHAM MICHAEL GALKA.	47	34.06	9	1	24	1	12
WRITE-IN.	4	2.90	2	0	1	1	0
Over Votes	0		0	0	0	0	0
Under Votes	52		10	1	16	0	25
ADVISORY NEIGHBORHOOD COMMISSIONER 2A06							
Vote for Not More Than 1 (WITH 2 OF 2 COUNTED)							
FLORENCE E. HARMON	185	96.86	72	11	67	3	32
WRITE-IN.	6	3.14	1	1	1	2	1
Over Votes	0		0	0	0	0	0
Under Votes	94		30	4	29	2	29
ADVISORY NEIGHBORHOOD COMMISSIONER 2A07							
Vote for Not More Than 1 (WITH 2 OF 2 COUNTED)							
JACKSON CARNES.	95	91.35	29	2	29	2	33
WRITE-IN.	9	8.65	1	0	3	0	5
Over Votes	0		0	0	0	0	0
Under Votes	24		4	1	4	0	15
ADVISORY NEIGHBORHOOD COMMISSIONER 2A08							
Vote for Not More Than 1 (WITH 1 OF 1 COUNTED)							
NO CANDIDATE FILED	0		0	0	0	0	0
WRITE-IN.	27	100.00	5	1	6	1	14
Over Votes	0		0	0	0	0	0
Under Votes	59		22	1	12	0	24

RUN DATE:12/02/14 10:10 AM

	TOTAL VOTES	%	IVO ED	IVO EV	M100 ED	M100 EV	650 ABS/SPEC
ADVISORY NEIGHBORHOOD COMMISSIONER 2B01							
Vote for Not More Than 1 (WITH 3 OF 3 COUNTED)							
MIKE FELDSSTEIN.	431	93.29	110	34	220	6	61
WRITE-IN.	31	6.71	7	0	17	2	5
Over Votes	0		0	0	0	0	0
Under Votes	173		37	4	78	4	50
ADVISORY NEIGHBORHOOD COMMISSIONER 2B02							
Vote for Not More Than 1 (WITH 1 OF 1 COUNTED)							
JONATHAN PADGET	115	38.08	30	11	69	0	5
DANIEL WARWICK.	182	60.26	48	10	89	4	31
WRITE-IN.	5	1.66	1	0	3	0	1
Over Votes	0		0	0	0	0	0
Under Votes	112		26	7	50	1	28
ADVISORY NEIGHBORHOOD COMMISSIONER 2B03							
Vote for Not More Than 1 (WITH 2 OF 2 COUNTED)							
STEPHANIE MALTZ	403	95.05	95	23	222	8	55
WRITE-IN.	21	4.95	0	1	17	0	3
Over Votes	0		0	0	0	0	0
Under Votes	175		31	9	89	2	44
ADVISORY NEIGHBORHOOD COMMISSIONER 2B04							
Vote for Not More Than 1 (WITH 2 OF 2 COUNTED)							
MICHAEL UPRIGHT	515	94.84	114	43	279	8	71
WRITE-IN.	28	5.16	6	1	14	2	5
Over Votes	0		0	0	0	0	0
Under Votes	259		41	13	149	5	51
ADVISORY NEIGHBORHOOD COMMISSIONER 2B05							
Vote for Not More Than 1 (WITH 3 OF 3 COUNTED)							
ABIGAIL C. NICHOLS	233	50.22	46	17	139	7	24
JONATHAN JAGODA	229	49.35	50	21	120	7	31
WRITE-IN.	2	.43	0	0	2	0	0
Over Votes	0		0	0	0	0	0
Under Votes	149		33	11	64	1	40
ADVISORY NEIGHBORHOOD COMMISSIONER 2B06							
Vote for Not More Than 1 (WITH 3 OF 3 COUNTED)							
MIKE SILVERSTEIN	387	96.99	106	30	176	8	67
WRITE-IN.	12	3.01	2	1	5	1	3
Over Votes	0		0	0	0	0	0
Under Votes	149		25	10	64	3	47

RUN DATE:12/02/14 10:10 AM

	TOTAL VOTES	%	IVO ED	IVO EV	M100 ED	M100 EV	650 ABS/SPEC
ADVISORY NEIGHBORHOOD COMMISSIONER 2B07							
Vote for Not More Than 1 (WITH 3 OF 3 COUNTED)							
JUSTINE UNDERHILL.	462	95.06	130	34	236	4	58
WRITE-IN.	24	4.94	5	0	17	0	2
Over Votes	1		0	0	0	0	1
Under Votes	201		32	11	118	3	37
ADVISORY NEIGHBORHOOD COMMISSIONER 2B08							
Vote for Not More Than 1 (WITH 2 OF 2 COUNTED)							
NICOLE MANN.	297	57.78	90	36	119	9	43
ROBERT SINNERS.	207	40.27	63	19	90	1	34
WRITE-IN.	10	1.95	1	1	7	0	1
Over Votes	0		0	0	0	0	0
Under Votes	215		40	26	94	4	51
ADVISORY NEIGHBORHOOD COMMISSIONER 2B09							
Vote for Not More Than 1 (WITH 1 OF 1 COUNTED)							
ED HANLON	217	33.28	71	19	95	0	32
NOAH SMITH	429	65.80	125	39	181	6	78
WRITE-IN.	6	.92	1	0	2	1	2
Over Votes	1		0	0	1	0	0
Under Votes	118		19	14	47	4	34
ADVISORY NEIGHBORHOOD COMMISSIONER 2C01							
Vote for Not More Than 1 (WITH 3 OF 3 COUNTED)							
JOHN TINPE	276	95.17	96	45	90	3	42
WRITE-IN.	14	4.83	1	1	7	0	5
Over Votes	0		0	0	0	0	0
Under Votes	138		30	13	54	2	39
ADVISORY NEIGHBORHOOD COMMISSIONER 2C02							
Vote for Not More Than 1 (WITH 1 OF 1 COUNTED)							
HAROLD A. CLOSTER.	251	90.29	88	28	78	5	52
WRITE-IN.	27	9.71	11	1	13	0	2
Over Votes	0		0	0	0	0	0
Under Votes	111		22	12	47	5	25
ADVISORY NEIGHBORHOOD COMMISSIONER 2C03							
Vote for Not More Than 1 (WITH 2 OF 2 COUNTED)							
KEVIN WILSEY	99	28.21	31	26	17	12	13
JEFFREY HIGGINS	249	70.94	97	23	79	10	40
WRITE-IN.	3	.85	0	1	0	1	1
Over Votes	0		0	0	0	0	0
Under Votes	119		30	21	22	8	38

RUN DATE:12/02/14 10:10 AM

	TOTAL VOTES	%	IVO ED	IVO EV	M100 ED	M100 EV	650 ABS/SPEC
ADVISORY NEIGHBORHOOD COMMISSIONER 2D01							
Vote for Not More Than 1 (WITH 1 OF 1 COUNTED)							
DAVID R. BENDER	320	88.64	117	25	125	9	44
WRITE-IN.	41	11.36	12	1	19	2	7
Over Votes	0		0	0	0	0	0
Under Votes	131		43	5	61	0	22
ADVISORY NEIGHBORHOOD COMMISSIONER 2D02							
Vote for Not More Than 1 (WITH 2 OF 2 COUNTED)							
NO CANDIDATE FILED	0		0	0	0	0	0
WRITE-IN.	207	100.00	83	11	96	0	17
Over Votes	0		0	0	0	0	0
Under Votes	280		94	27	110	2	47
ADVISORY NEIGHBORHOOD COMMISSIONER 2E01							
Vote for Not More Than 1 (WITH 1 OF 1 COUNTED)							
ED SOLOMON	329	94.81	99	18	163	4	45
WRITE-IN.	18	5.19	4	0	12	0	2
Over Votes	0		0	0	0	0	0
Under Votes	93		22	5	42	0	24
ADVISORY NEIGHBORHOOD COMMISSIONER 2E02							
Vote for Not More Than 1 (WITH 2 OF 2 COUNTED)							
RON LEWIS	339	93.91	104	17	182	4	32
WRITE-IN.	22	6.09	7	0	11	1	3
Over Votes	0		0	0	0	0	0
Under Votes	106		18	3	58	1	26
ADVISORY NEIGHBORHOOD COMMISSIONER 2E03							
Vote for Not More Than 1 (WITH 2 OF 2 COUNTED)							
JEFFREY L. JONES	273	92.54	71	16	152	2	32
WRITE-IN.	22	7.46	4	0	13	1	4
Over Votes	0		0	0	0	0	0
Under Votes	122		22	3	70	2	25
ADVISORY NEIGHBORHOOD COMMISSIONER 2E04							
Vote for Not More Than 1 (WITH 1 OF 1 COUNTED)							
NO CANDIDATE FILED	0		0	0	0	0	0
WRITE-IN.	8	100.00	2	0	0	0	6
Over Votes	0		0	0	0	0	0
Under Votes	14		6	0	2	0	6

RUN DATE:12/02/14 10:10 AM

	TOTAL VOTES	%	IVO ED	IVO EV	M100 ED	M100 EV	650 ABS/SPEC
ADVISORY NEIGHBORHOOD COMMISSIONER 2E05							
Vote for Not More Than 1 (WITH 2 OF 2 COUNTED)							
BILL STARRELS	167	91.76	40	12	91	4	20
WRITE-IN.	15	8.24	4	2	7	0	2
Over Votes	0		0	0	0	0	0
Under Votes	71		18	3	34	1	15
ADVISORY NEIGHBORHOOD COMMISSIONER 2E06							
Vote for Not More Than 1 (WITH 1 OF 1 COUNTED)							
TOM BIRCH	440	95.44	105	21	264	5	45
WRITE-IN.	21	4.56	2	2	13	1	3
Over Votes	0		0	0	0	0	0
Under Votes	138		25	6	74	2	31
ADVISORY NEIGHBORHOOD COMMISSIONER 2E07							
Vote for Not More Than 1 (WITH 1 OF 1 COUNTED)							
MONICA L. ROACHE	303	64.88	82	21	157	4	39
ELEANOR (ELLIE) BUDIC	156	33.40	29	15	89	0	23
WRITE-IN.	8	1.71	0	1	6	0	1
Over Votes	1		0	0	1	0	0
Under Votes	121		26	5	60	2	28
ADVISORY NEIGHBORHOOD COMMISSIONER 2E08							
Vote for Not More Than 1 (WITH 1 OF 1 COUNTED)							
NO CANDIDATE FILED	0		0	0	0	0	0
WRITE-IN.	20	100.00	6	0	3	0	11
Over Votes	0		0	0	0	0	0
Under Votes	32		11	0	12	0	9
ADVISORY NEIGHBORHOOD COMMISSIONER 2F01							
Vote for Not More Than 1 (WITH 1 OF 1 COUNTED)							
KATHERINE GORDON	487	96.63	147	50	241	13	36
WRITE-IN.	17	3.37	4	1	10	0	2
Over Votes	0		0	0	0	0	0
Under Votes	208		43	13	116	0	36
ADVISORY NEIGHBORHOOD COMMISSIONER 2F02							
Vote for Not More Than 1 (WITH 1 OF 1 COUNTED)							
KARIN BERRY.	444	97.58	117	41	235	6	45
WRITE-IN.	11	2.42	0	2	9	0	0
Over Votes	0		0	0	0	0	0
Under Votes	207		38	17	111	5	36

RUN DATE:12/02/14 10:10 AM

	TOTAL VOTES	%	IVO ED	IVO EV	M100 ED	M100 EV	650 ABS/SPEC
--	-------------	---	--------	--------	---------	---------	--------------

ADVISORY NEIGHBORHOOD COMMISSIONER 2F03

Vote for Not More Than 1
(WITH 1 OF 1 COUNTED)

NO CANDIDATE FILED	0		0	0	0	0	0
WRITE-IN.	101	100.00	16	6	66	4	9
Over Votes	0		0	0	0	0	0
Under Votes	583		99	45	310	10	119

ADVISORY NEIGHBORHOOD COMMISSIONER 2F04

Vote for Not More Than 1
(WITH 3 OF 3 COUNTED)

JOHN FANNING	473	96.93	126	41	244	12	50
WRITE-IN.	15	3.07	4	2	8	0	1
Over Votes	0		0	0	0	0	0
Under Votes	187		24	18	79	7	59

ADVISORY NEIGHBORHOOD COMMISSIONER 2F05

Vote for Not More Than 1
(WITH 2 OF 2 COUNTED)

JIM LAMARE	295	94.55	56	21	133	2	83
WRITE-IN.	17	5.45	2	0	10	0	5
Over Votes	2		0	0	0	0	2
Under Votes	139		24	13	68	1	33

ADVISORY NEIGHBORHOOD COMMISSIONER 2F06

Vote for Not More Than 1
(WITH 1 OF 1 COUNTED)

CHARLIE BENGEL.	305	59.69	108	32	138	6	21
DANIELLE W. PIERCE	204	39.92	64	28	80	6	26
WRITE-IN.	2	.39	1	0	1	0	0
Over Votes	0		0	0	0	0	0
Under Votes	80		23	8	31	2	16

ADVISORY NEIGHBORHOOD COMMISSIONER 2F07

Vote for Not More Than 1
(WITH 2 OF 2 COUNTED)

NO CANDIDATE FILED	0		0	0	0	0	0
WRITE-IN.	79	100.00	21	10	38	3	7
Over Votes	0		0	0	0	0	0
Under Votes	322		56	35	160	13	58

ADVISORY NEIGHBORHOOD COMMISSIONER 2F08

Vote for Not More Than 1
(WITH 2 OF 2 COUNTED)

KEVIN DEELEY	256	93.09	50	28	118	15	45
WRITE-IN.	19	6.91	1	1	13	0	4
Over Votes	0		0	0	0	0	0
Under Votes	94		12	4	54	6	18

RUN DATE:12/02/14 10:10 AM

	TOTAL VOTES	%	IVO ED	IVO EV	M100 ED	M100 EV	650 ABS/SPEC
ADVISORY NEIGHBORHOOD COMMISSIONER 3B01							
Vote for Not More Than 1 (WITH 2 OF 2 COUNTED)							
ANN LANE MLADINOV.	279	56.36	43	33	177	1	25
JOE FIORILLO	209	42.22	32	19	128	2	28
WRITE-IN.	7	1.41	1	1	4	0	1
Over Votes	0		0	0	0	0	0
Under Votes	94		17	6	42	0	29
ADVISORY NEIGHBORHOOD COMMISSIONER 3B02							
Vote for Not More Than 1 (WITH 2 OF 2 COUNTED)							
JACKIE BLUMENTHAL.	337	94.93	75	29	182	1	50
WRITE-IN.	18	5.07	0	1	13	1	3
Over Votes	0		0	0	0	0	0
Under Votes	107		17	4	62	0	24
ADVISORY NEIGHBORHOOD COMMISSIONER 3B03							
Vote for Not More Than 1 (WITH 1 OF 1 COUNTED)							
ABIGAIL ZENNER.	408	93.79	87	27	250	3	41
WRITE-IN.	27	6.21	4	2	15	1	5
Over Votes	0		0	0	0	0	0
Under Votes	132		17	9	83	0	23
ADVISORY NEIGHBORHOOD COMMISSIONER 3B04							
Vote for Not More Than 1 (WITH 1 OF 1 COUNTED)							
MARY C. YOUNG	621	97.18	106	63	391	3	58
WRITE-IN.	18	2.82	0	0	15	0	3
Over Votes	0		0	0	0	0	0
Under Votes	333		40	29	212	1	51
ADVISORY NEIGHBORHOOD COMMISSIONER 3B05							
Vote for Not More Than 1 (WITH 1 OF 1 COUNTED)							
J. P. MONTALVAN	161	34.26	49	9	82	0	21
BRIAN TURMAIL	299	63.62	43	22	211	1	22
WRITE-IN.	10	2.13	0	0	9	0	1
Over Votes	0		0	0	0	0	0
Under Votes	104		13	12	55	0	24
ADVISORY NEIGHBORHOOD COMMISSIONER 3C01							
Vote for Not More Than 1 (WITH 2 OF 2 COUNTED)							
LEE BRIAN REBA.	445	93.49	185	47	149	3	61
WRITE-IN.	31	6.51	12	3	13	0	3
Over Votes	1		0	0	1	0	0
Under Votes	186		64	14	71	0	37

RUN DATE:12/02/14 10:10 AM

TOTAL VOTES % IVO ED IVO EV M100 ED M100 EV 650 ABS/SPEC

ADVISORY NEIGHBORHOOD COMMISSIONER 3C02

Vote for Not More Than 1
(WITH 1 OF 1 COUNTED)

GWENDOLYN BOLE.	454	96.80	118	31	244	0	61
WRITE-IN.	15	3.20	1	0	11	1	2
Over Votes	0		0	0	0	0	0
Under Votes	187		39	12	98	3	35

ADVISORY NEIGHBORHOOD COMMISSIONER 3C03

Vote for Not More Than 1
(WITH 1 OF 1 COUNTED)

DAVID S. VALDEZ	556	98.06	129	90	266	6	65
WRITE-IN.	11	1.94	2	1	5	0	3
Over Votes	0		0	0	0	0	0
Under Votes	214		42	15	114	0	43

ADVISORY NEIGHBORHOOD COMMISSIONER 3C04

Vote for Not More Than 1
(WITH 1 OF 1 COUNTED)

NO CANDIDATE FILED	0		0	0	0	0	0
WRITE-IN.	130	100.00	19	11	73	1	26
Over Votes	0		0	0	0	0	0
Under Votes	427		81	81	192	9	64

ADVISORY NEIGHBORHOOD COMMISSIONER 3C05

Vote for Not More Than 1
(WITH 3 OF 3 COUNTED)

MARGARET A. SIEGEL	649	95.58	154	101	344	5	45
WRITE-IN.	30	4.42	3	4	17	0	6
Over Votes	0		0	0	0	0	0
Under Votes	274		34	33	165	1	41

ADVISORY NEIGHBORHOOD COMMISSIONER 3C06

Vote for Not More Than 1
(WITH 1 OF 1 COUNTED)

CARL ROLLER.	457	97.65	172	51	186	0	48
WRITE-IN.	11	2.35	2	0	7	0	2
Over Votes	0		0	0	0	0	0
Under Votes	135		52	10	56	0	17

ADVISORY NEIGHBORHOOD COMMISSIONER 3C07

Vote for Not More Than 1
(WITH 2 OF 2 COUNTED)

VICTOR SILVEIRA	429	94.91	94	42	246	5	42
WRITE-IN.	23	5.09	2	2	15	0	4
Over Votes	0		0	0	0	0	0
Under Votes	169		20	13	104	2	30

RUN DATE:12/02/14 10:10 AM

	TOTAL VOTES	%	IVO ED	IVO EV	M100 ED	M100 EV	650 ABS/SPEC
ADVISORY NEIGHBORHOOD COMMISSIONER 3C08							
Vote for Not More Than 1 (WITH 3 OF 3 COUNTED)							
CATHERINE MAY	511	97.89	182	35	245	1	48
WRITE-IN.	11	2.11	3	1	5	0	2
Over Votes	1		0	0	0	0	1
Under Votes	185		31	14	100	2	38
ADVISORY NEIGHBORHOOD COMMISSIONER 3C09							
Vote for Not More Than 1 (WITH 4 OF 4 COUNTED)							
NANCY J. MacWOOD	540	92.47	145	58	271	4	62
WRITE-IN.	44	7.53	7	3	26	0	8
Over Votes	0		0	0	0	0	0
Under Votes	181		33	7	103	2	36
ADVISORY NEIGHBORHOOD COMMISSIONER 3D01							
Vote for Not More Than 1 (WITH 3 OF 3 COUNTED)							
BENJAMIN TESSLER	328	47.13	75	27	196	1	29
WILLIAM SPENCE SPENCER	355	51.01	93	34	203	0	25
WRITE-IN.	13	1.87	1	0	12	0	0
Over Votes	0		0	0	0	0	0
Under Votes	81		11	5	42	2	21
ADVISORY NEIGHBORHOOD COMMISSIONER 3D02							
Vote for Not More Than 1 (WITH 2 OF 2 COUNTED)							
THOMAS "TOM" SMITH	272	96.11	95	23	133	1	20
WRITE-IN.	11	3.89	0	5	6	0	0
Over Votes	0		0	0	0	0	0
Under Votes	93		20	8	49	3	13
ADVISORY NEIGHBORHOOD COMMISSIONER 3D03							
Vote for Not More Than 1 (WITH 2 OF 2 COUNTED)							
NAN S. WELLS	494	97.24	180	58	221	0	35
WRITE-IN.	14	2.76	3	1	8	0	2
Over Votes	0		0	0	0	0	0
Under Votes	171		56	11	90	0	14
ADVISORY NEIGHBORHOOD COMMISSIONER 3D04							
Vote for Not More Than 1 (WITH 2 OF 2 COUNTED)							
STU ROSS.	548	96.48	121	46	331	4	46
WRITE-IN.	20	3.52	3	1	11	1	4
Over Votes	0		0	0	0	0	0
Under Votes	142		23	10	82	2	25

OFFICIAL RESULTS

MAYORAL GENERAL ELECTION
DISTRICT OF COLUMBIA
TUESDAY, NOVEMBER 4, 2014

OFFICIAL RESULTS

RUN DATE:12/02/14 10:10 AM

	TOTAL VOTES	%	IVO ED	IVO EV	M100 ED	M100 EV	650 ABS/SPEC
ADVISORY NEIGHBORHOOD COMMISSIONER 3D05							
Vote for Not More Than 1 (WITH 1 OF 1 COUNTED)							
GORDON KIT	118	22.14	32	13	63	0	10
ALMA H. GATES	342	64.17	68	18	230	2	24
JAMESON PAUL FREEMAN	57	10.69	12	7	33	0	5
WRITE-IN	16	3.00	2	2	8	0	4
Over Votes	0		0	0	0	0	0
Under Votes	149		36	10	85	2	16
ADVISORY NEIGHBORHOOD COMMISSIONER 3D06							
Vote for Not More Than 1 (WITH 2 OF 2 COUNTED)							
STEPHEN GARDNER	327	92.90	96	18	170	1	42
WRITE-IN	25	7.10	7	0	14	0	4
Over Votes	0		0	0	0	0	0
Under Votes	131		32	8	65	0	26
ADVISORY NEIGHBORHOOD COMMISSIONER 3D07							
Vote for Not More Than 1 (WITH 1 OF 1 COUNTED)							
NO CANDIDATE FILED	0		0	0	0	0	0
WRITE-IN	11	100.00	4	1	5	0	1
Over Votes	0		0	0	0	0	0
Under Votes	28		10	1	11	0	6
ADVISORY NEIGHBORHOOD COMMISSIONER 3D08							
Vote for Not More Than 1 (WITH 1 OF 1 COUNTED)							
MIKE N. GOLD	351	93.85	92	51	160	0	48
WRITE-IN	23	6.15	4	0	14	0	5
Over Votes	0		0	0	0	0	0
Under Votes	149		28	16	79	2	24
ADVISORY NEIGHBORHOOD COMMISSIONER 3D09							
Vote for Not More Than 1 (WITH 1 OF 1 COUNTED)							
CONRAD J. DeWITTE, JR.	378	96.43	167	18	165	0	28
WRITE-IN	14	3.57	7	0	5	0	2
Over Votes	0		0	0	0	0	0
Under Votes	210		59	4	118	0	29
ADVISORY NEIGHBORHOOD COMMISSIONER 3D10							
Vote for Not More Than 1 (WITH 3 OF 3 COUNTED)							
SILVIA LUCERO	115	93.50	26	14	47	0	28
WRITE-IN	8	6.50	1	1	4	0	2
Over Votes	0		0	0	0	0	0
Under Votes	49		8	3	14	0	24

RUN DATE:12/02/14 10:10 AM

	TOTAL VOTES	%	IVO ED	IVO EV	M100 ED	M100 EV	650 ABS/SPEC
ADVISORY NEIGHBORHOOD COMMISSIONER 3E01							
Vote for Not More Than 1 (WITH 4 OF 4 COUNTED)							
ANNE WALLACE	397	62.32	105	37	218	1	36
KATHLEEN SWEETAPPLE	209	32.81	61	23	111	0	14
WRITE-IN.	31	4.87	6	0	20	1	4
Over Votes	1		0	0	1	0	0
Under Votes	283		79	16	150	0	38
ADVISORY NEIGHBORHOOD COMMISSIONER 3E02							
Vote for Not More Than 1 (WITH 2 OF 2 COUNTED)							
AMY B. HALL.	596	96.28	157	91	319	3	26
WRITE-IN.	23	3.72	5	1	17	0	0
Over Votes	0		0	0	0	0	0
Under Votes	216		48	21	128	0	19
ADVISORY NEIGHBORHOOD COMMISSIONER 3E03							
Vote for Not More Than 1 (WITH 2 OF 2 COUNTED)							
JONATHAN BENDER	537	93.72	116	84	289	1	47
WRITE-IN.	36	6.28	7	7	21	0	1
Over Votes	0		0	0	0	0	0
Under Votes	203		38	19	112	1	33
ADVISORY NEIGHBORHOOD COMMISSIONER 3E04							
Vote for Not More Than 1 (WITH 2 OF 2 COUNTED)							
TOM QUINN	415	60.32	72	109	207	0	27
SANDY SHAPIRO	266	38.66	51	96	103	0	16
WRITE-IN.	7	1.02	2	3	2	0	0
Over Votes	0		0	0	0	0	0
Under Votes	146		27	23	59	2	35
ADVISORY NEIGHBORHOOD COMMISSIONER 3E05							
Vote for Not More Than 1 (WITH 2 OF 2 COUNTED)							
JONATHAN MCHUGH	313	60.19	87	42	165	0	19
JOAN SILVER.	87	16.73	21	21	36	0	9
ED McALLISTER	109	20.96	39	14	51	0	5
WRITE-IN.	11	2.12	2	2	6	0	1
Over Votes	1		0	0	1	0	0
Under Votes	134		34	17	57	0	26
ADVISORY NEIGHBORHOOD COMMISSIONER 3F01							
Vote for Not More Than 1 (WITH 3 OF 3 COUNTED)							
ADAM SCOTT TOPE	493	97.43	100	101	218	3	71
WRITE-IN.	13	2.57	1	0	9	0	3
Over Votes	0		0	0	0	0	0
Under Votes	253		31	46	122	3	51

OFFICIAL RESULTS

MAYORAL GENERAL ELECTION
DISTRICT OF COLUMBIA
TUESDAY, NOVEMBER 4, 2014

OFFICIAL RESULTS

RUN DATE:12/02/14 10:10 AM

	TOTAL VOTES	%	IVO ED	IVO EV	M100 ED	M100 EV	650 ABS/SPEC
ADVISORY NEIGHBORHOOD COMMISSIONER 3F02							
Vote for Not More Than 1 (WITH 1 OF 1 COUNTED)							
BRETT GRINDROD	226	40.57	43	23	128	0	32
KAREN PERRY	317	56.91	55	74	154	4	30
WRITE-IN	14	2.51	3	1	9	0	1
Over Votes	1		0	0	1	0	0
Under Votes	197		28	39	87	2	41
ADVISORY NEIGHBORHOOD COMMISSIONER 3F03							
Vote for Not More Than 1 (WITH 1 OF 1 COUNTED)							
MARY BETH RAY	531	94.32	154	87	251	3	36
WRITE-IN	32	5.68	6	8	16	0	2
Over Votes	0		0	0	0	0	0
Under Votes	204		38	30	108	0	28
ADVISORY NEIGHBORHOOD COMMISSIONER 3F04							
Vote for Not More Than 1 (WITH 2 OF 2 COUNTED)							
SALLY W. GRESHAM	353	96.71	114	63	131	2	43
WRITE-IN	12	3.29	6	2	2	0	2
Over Votes	0		0	0	0	0	0
Under Votes	133		26	25	55	1	26
ADVISORY NEIGHBORHOOD COMMISSIONER 3F05							
Vote for Not More Than 1 (WITH 2 OF 2 COUNTED)							
NO CANDIDATE FILED	0		0	0	0	0	0
WRITE-IN	79	100.00	12	10	47	0	10
Over Votes	0		0	0	0	0	0
Under Votes	613		123	110	286	4	90
ADVISORY NEIGHBORHOOD COMMISSIONER 3F06							
Vote for Not More Than 1 (WITH 1 OF 1 COUNTED)							
MALACHY NUGENT	534	96.22	102	115	264	7	46
WRITE-IN	21	3.78	0	5	15	0	1
Over Votes	0		0	0	0	0	0
Under Votes	248		30	50	143	1	24
ADVISORY NEIGHBORHOOD COMMISSIONER 3F07							
Vote for Not More Than 1 (WITH 2 OF 2 COUNTED)							
NO CANDIDATE FILED	0		0	0	0	0	0
WRITE-IN	179	100.00	24	18	109	2	26
Over Votes	0		0	0	0	0	0
Under Votes	498		103	69	247	3	76

RUN DATE:12/02/14 10:10 AM

	TOTAL VOTES	%	IVO ED	IVO EV	M100 ED	M100 EV	650 ABS/SPEC
ADVISORY NEIGHBORHOOD COMMISSIONER 3G01							
Vote for Not More Than 1 (WITH 1 OF 1 COUNTED)							
BRIAN OLIVER	309	36.44	55	83	156	0	15
CAROLYN "CALLIE" COOK	533	62.85	85	162	251	1	34
WRITE-IN.	6	.71	1	1	3	0	1
Over Votes	0		0	0	0	0	0
Under Votes	113		17	20	61	0	15
ADVISORY NEIGHBORHOOD COMMISSIONER 3G02							
Vote for Not More Than 1 (WITH 2 OF 2 COUNTED)							
CHANDA TUCK GARFIELD.	573	93.17	131	150	220	4	68
WRITE-IN.	42	6.83	8	13	19	0	2
Over Votes	0		0	0	0	0	0
Under Votes	309		61	53	114	0	81
ADVISORY NEIGHBORHOOD COMMISSIONER 3G03							
Vote for Not More Than 1 (WITH 4 OF 4 COUNTED)							
RANDY SPECK.	638	95.65	175	168	234	0	61
WRITE-IN.	29	4.35	7	7	14	0	1
Over Votes	0		0	0	0	0	0
Under Votes	315		71	61	102	1	80
ADVISORY NEIGHBORHOOD COMMISSIONER 3G04							
Vote for Not More Than 1 (WITH 1 OF 1 COUNTED)							
REBECCA MAYDAK.	684	95.00	129	164	356	1	34
WRITE-IN.	36	5.00	5	4	24	1	2
Over Votes	0		0	0	0	0	0
Under Votes	240		28	52	138	1	21
ADVISORY NEIGHBORHOOD COMMISSIONER 3G05							
Vote for Not More Than 1 (WITH 1 OF 1 COUNTED)							
PETER SHAPIRO	649	95.86	171	216	225	2	35
WRITE-IN.	28	4.14	1	10	16	0	1
Over Votes	0		0	0	0	0	0
Under Votes	221		39	57	101	1	23
ADVISORY NEIGHBORHOOD COMMISSIONER 3G06							
Vote for Not More Than 1 (WITH 2 OF 2 COUNTED)							
ALLEN SEEBER	212	42.15	36	69	91	0	16
DAN BRADFIELD	288	57.26	54	111	97	1	25
WRITE-IN.	3	.60	0	0	3	0	0
Over Votes	1		0	0	0	0	1
Under Votes	243		46	67	77	0	53

OFFICIAL RESULTS

MAYORAL GENERAL ELECTION
DISTRICT OF COLUMBIA
TUESDAY, NOVEMBER 4, 2014

OFFICIAL RESULTS

RUN DATE:12/02/14 10:10 AM

REPORT-EL45A PAGE 024

	TOTAL VOTES	%	IVO ED	IVO EV	M100 ED	M100 EV	650 ABS/SPEC
ADVISORY NEIGHBORHOOD COMMISSIONER 3G07							
Vote for Not More Than 1 (WITH 2 OF 2 COUNTED)							
CHRIS FROMBOLUTI	558	96.37	139	132	254	1	32
WRITE-IN.	21	3.63	4	6	9	0	2
Over Votes	0		0	0	0	0	0
Under Votes	220		41	60	92	2	25
ADVISORY NEIGHBORHOOD COMMISSIONER 4A01							
Vote for Not More Than 1 (WITH 1 OF 1 COUNTED)							
ACQUINETTA ANDERSON	419	52.05	67	73	235	5	39
KARL KENNEDY	367	45.59	70	84	183	3	27
WRITE-IN.	19	2.36	2	4	12	0	1
Over Votes	0		0	0	0	0	0
Under Votes	162		22	37	73	6	24
ADVISORY NEIGHBORHOOD COMMISSIONER 4A02							
Vote for Not More Than 1 (WITH 1 OF 1 COUNTED)							
DWAYNE M. TOLIVER.	884	96.61	170	145	499	7	63
WRITE-IN.	31	3.39	4	7	14	1	5
Over Votes	0		0	0	0	0	0
Under Votes	153		26	20	84	4	19
ADVISORY NEIGHBORHOOD COMMISSIONER 4A03							
Vote for Not More Than 1 (WITH 2 OF 2 COUNTED)							
STEPHEN A. "STEVE" WHATLEY.	446	97.17	124	72	213	9	28
WRITE-IN.	13	2.83	2	0	11	0	0
Over Votes	0		0	0	0	0	0
Under Votes	120		10	12	71	0	27
ADVISORY NEIGHBORHOOD COMMISSIONER 4A04							
Vote for Not More Than 1 (WITH 2 OF 2 COUNTED)							
PATIENCE R. SINGLETON	522	97.57	158	97	235	5	27
WRITE-IN.	13	2.43	5	2	6	0	0
Over Votes	0		0	0	0	0	0
Under Votes	144		25	12	79	1	27
ADVISORY NEIGHBORHOOD COMMISSIONER 4A05							
Vote for Not More Than 1 (WITH 1 OF 1 COUNTED)							
KIMBERLY A. WORTHY	247	99.20	81	53	86	1	26
WRITE-IN.	2	.80	1	1	0	0	0
Over Votes	0		0	0	0	0	0
Under Votes	88		29	7	28	1	23

RUN DATE:12/02/14 10:10 AM

	TOTAL VOTES	%	IVO ED	IVO EV	M100 ED	M100 EV	650 ABS/SPEC
ADVISORY NEIGHBORHOOD COMMISSIONER 4A06							
Vote for Not More Than 1 (WITH 2 OF 2 COUNTED)							
KARRYE Y. BRAXTON	237	96.34	77	20	122	0	18
WRITE-IN.	9	3.66	2	1	4	0	2
Over Votes	0		0	0	0	0	0
Under Votes	81		21	3	38	1	18
ADVISORY NEIGHBORHOOD COMMISSIONER 4A07							
Vote for Not More Than 1 (WITH 3 OF 3 COUNTED)							
DAVE WILSON.	452	95.36	149	72	208	2	21
WRITE-IN.	22	4.64	6	2	14	0	0
Over Votes	0		0	0	0	0	0
Under Votes	153		36	13	73	1	30
ADVISORY NEIGHBORHOOD COMMISSIONER 4A08							
Vote for Not More Than 1 (WITH 3 OF 3 COUNTED)							
GALE BLACK	779	95.58	195	160	359	10	55
WRITE-IN.	36	4.42	3	11	21	0	1
Over Votes	0		0	0	0	0	0
Under Votes	213		36	27	114	0	36
ADVISORY NEIGHBORHOOD COMMISSIONER 4B01							
Vote for Not More Than 1 (WITH 1 OF 1 COUNTED)							
ANDRE R. CARLEY	493	72.93	90	127	217	5	54
CHARLES E. ONWUCHE, JR..	158	23.37	37	35	75	0	11
WRITE-IN.	25	3.70	4	5	14	0	2
Over Votes	1		0	0	0	0	1
Under Votes	189		22	34	89	1	43
ADVISORY NEIGHBORHOOD COMMISSIONER 4B02							
Vote for Not More Than 1 (WITH 1 OF 1 COUNTED)							
FRANK JONES, III	373	60.65	64	81	206	1	21
DESIREE R. WOODARD	230	37.40	41	59	107	2	21
WRITE-IN.	12	1.95	2	2	8	0	0
Over Votes	0		0	0	0	0	0
Under Votes	136		13	31	61	1	30
ADVISORY NEIGHBORHOOD COMMISSIONER 4B03							
Vote for Not More Than 1 (WITH 1 OF 1 COUNTED)							
FRED GRANT	607	96.50	182	138	234	3	50
WRITE-IN.	22	3.50	2	5	14	0	1
Over Votes	0		0	0	0	0	0
Under Votes	163		29	34	70	1	29

RUN DATE:12/02/14 10:10 AM

	TOTAL VOTES	%	IVO ED	IVO EV	M100 ED	M100 EV	650 ABS/SPEC
ADVISORY NEIGHBORHOOD COMMISSIONER 4B04							
Vote for Not More Than 1 (WITH 2 OF 2 COUNTED)							
BRENDA PARKS	633	96.35	217	139	251	4	22
WRITE-IN.	24	3.65	6	3	10	0	5
Over Votes	0		0	0	0	0	0
Under Votes	139		13	28	68	0	30
ADVISORY NEIGHBORHOOD COMMISSIONER 4B05							
Vote for Not More Than 1 (WITH 1 OF 1 COUNTED)							
BRENDA SPEAKS	344	73.50	115	41	174	3	11
EARL E. BIGLOW.	118	25.21	45	17	53	1	2
WRITE-IN.	6	1.28	3	1	2	0	0
Over Votes	0		0	0	0	0	0
Under Votes	63		10	12	27	1	13
ADVISORY NEIGHBORHOOD COMMISSIONER 4B06							
Vote for Not More Than 1 (WITH 3 OF 3 COUNTED)							
RONALD (RON) AUSTIN	624	93.83	172	190	227	8	27
WRITE-IN.	41	6.17	11	10	14	0	6
Over Votes	0		0	0	0	0	0
Under Votes	163		18	30	68	4	43
ADVISORY NEIGHBORHOOD COMMISSIONER 4B07							
Vote for Not More Than 1 (WITH 2 OF 2 COUNTED)							
JUDI JONES	740	94.15	175	190	334	3	38
WRITE-IN.	46	5.85	11	6	26	0	3
Over Votes	0		0	0	0	0	0
Under Votes	207		30	48	84	0	45
ADVISORY NEIGHBORHOOD COMMISSIONER 4B08							
Vote for Not More Than 1 (WITH 3 OF 3 COUNTED)							
CAMILLE A. STEWART	630	95.89	155	145	266	6	58
WRITE-IN.	27	4.11	6	3	13	1	4
Over Votes	0		0	0	0	0	0
Under Votes	173		18	24	75	2	54
ADVISORY NEIGHBORHOOD COMMISSIONER 4B09							
Vote for Not More Than 1 (WITH 1 OF 1 COUNTED)							
DOUGLASS SLOAN.	369	51.04	78	35	218	5	33
TISCHA COCKRELL	345	47.72	59	68	186	1	31
WRITE-IN.	9	1.24	0	1	7	0	1
Over Votes	0		0	0	0	0	0
Under Votes	86		4	10	52	1	19

RUN DATE:12/02/14 10:10 AM

	TOTAL VOTES	%	IVO ED	IVO EV	M100 ED	M100 EV	650 ABS/SPEC
ADVISORY NEIGHBORHOOD COMMISSIONER 4C01							
Vote for Not More Than 1 (WITH 1 OF 1 COUNTED)							
T. A. UQDAH.	436	97.10	132	75	207	3	19
WRITE-IN.	13	2.90	2	2	8	0	1
Over Votes	0		0	0	0	0	0
Under Votes	137		24	22	56	1	34
ADVISORY NEIGHBORHOOD COMMISSIONER 4C02							
Vote for Not More Than 1 (WITH 3 OF 3 COUNTED)							
JOSEPH MALONEY.	619	95.23	186	81	315	4	33
WRITE-IN.	31	4.77	7	5	16	0	3
Over Votes	0		0	0	0	0	0
Under Votes	204		34	15	104	1	50
ADVISORY NEIGHBORHOOD COMMISSIONER 4C03							
Vote for Not More Than 1 (WITH 1 OF 1 COUNTED)							
JEFF STANDISH	477	95.59	142	68	238	2	27
WRITE-IN.	22	4.41	5	2	12	0	3
Over Votes	0		0	0	0	0	0
Under Votes	146		33	12	82	0	19
ADVISORY NEIGHBORHOOD COMMISSIONER 4C04							
Vote for Not More Than 1 (WITH 1 OF 1 COUNTED)							
CAMILLE LOYA	58	18.59	15	9	29	0	5
MICHAEL HALPERN	125	40.06	32	7	74	0	12
RICKEY WILLIAMS, JR..	128	41.03	29	26	58	1	14
WRITE-IN.	1	.32	0	0	1	0	0
Over Votes	1		0	0	0	0	1
Under Votes	65		13	4	28	1	19
ADVISORY NEIGHBORHOOD COMMISSIONER 4C05							
Vote for Not More Than 1 (WITH 3 OF 3 COUNTED)							
ZACH TEUTSCH	285	94.68	89	36	127	1	32
WRITE-IN.	16	5.32	6	4	5	0	1
Over Votes	0		0	0	0	0	0
Under Votes	154		31	6	63	2	52
ADVISORY NEIGHBORHOOD COMMISSIONER 4C06							
Vote for Not More Than 1 (WITH 2 OF 2 COUNTED)							
VANN-DI M. GALLOWAY	479	94.48	187	63	166	4	59
WRITE-IN.	28	5.52	13	3	9	1	2
Over Votes	0		0	0	0	0	0
Under Votes	181		50	12	83	0	36

RUN DATE:12/02/14 10:10 AM

	TOTAL VOTES	%	IVO ED	IVO EV	M100 ED	M100 EV	650 ABS/SPEC
ADVISORY NEIGHBORHOOD COMMISSIONER 4C07							
Vote for Not More Than 1 (WITH 4 OF 4 COUNTED)							
JOHN-PAUL C. HAYWORTH	279	51.01	76	24	160	1	18
DREW SCHNEIDER.	250	45.70	69	24	133	1	23
WRITE-IN.	18	3.29	4	3	8	1	2
Over Votes	0		0	0	0	0	0
Under Votes	176		36	14	61	1	64
ADVISORY NEIGHBORHOOD COMMISSIONER 4C08							
Vote for Not More Than 1 (WITH 2 OF 2 COUNTED)							
TIMOTHY A. JONES	345	54.42	112	41	163	0	29
JAMES SALT	275	43.38	92	8	141	1	33
WRITE-IN.	14	2.21	3	1	7	0	3
Over Votes	0		0	0	0	0	0
Under Votes	122		32	14	46	2	28
ADVISORY NEIGHBORHOOD COMMISSIONER 4C09							
Vote for Not More Than 1 (WITH 2 OF 2 COUNTED)							
STEPHEN MARENIC, JR.	127	24.47	32	19	62	1	13
JOSEPH MARTIN	375	72.25	94	63	190	3	25
WRITE-IN.	17	3.28	3	1	12	0	1
Over Votes	0		0	0	0	0	0
Under Votes	118		21	11	61	0	25
ADVISORY NEIGHBORHOOD COMMISSIONER 4C10							
Vote for Not More Than 1 (WITH 2 OF 2 COUNTED)							
KATHLEEN M. CROWLEY	313	51.31	90	59	137	2	25
MONICA P. BLAIR	275	45.08	77	49	127	0	22
WRITE-IN.	22	3.61	4	2	14	0	2
Over Votes	0		0	0	0	0	0
Under Votes	113		28	13	44	1	27
ADVISORY NEIGHBORHOOD COMMISSIONER 4D01							
Vote for Not More Than 1 (WITH 2 OF 2 COUNTED)							
NANCY E. ROTH	170	55.74	39	17	105	1	8
MELISSA LINDSJO	116	38.03	35	15	58	0	8
WRITE-IN.	19	6.23	1	2	13	0	3
Over Votes	1		0	0	1	0	0
Under Votes	125		18	10	61	0	36
ADVISORY NEIGHBORHOOD COMMISSIONER 4D02							
Vote for Not More Than 1 (WITH 3 OF 3 COUNTED)							
RENEE L. BOWSER	538	97.64	146	120	220	3	49
WRITE-IN.	13	2.36	3	0	9	1	0
Over Votes	0		0	0	0	0	0
Under Votes	94		13	13	33	1	34

RUN DATE:12/02/14 10:10 AM

	TOTAL VOTES	%	IVO ED	IVO EV	M100 ED	M100 EV	650 ABS/SPEC
ADVISORY NEIGHBORHOOD COMMISSIONER 4D03							
Vote for Not More Than 1 (WITH 3 OF 3 COUNTED)							
LISA COLBERT	552	94.36	127	105	272	8	40
WRITE-IN.	33	5.64	4	6	19	0	4
Over Votes	0		0	0	0	0	0
Under Votes	171		27	10	87	0	47
ADVISORY NEIGHBORHOOD COMMISSIONER 4D04							
Vote for Not More Than 1 (WITH 2 OF 2 COUNTED)							
DONNA BROCKINGTON.	243	48.41	59	31	139	0	14
DAVID SHEON.	254	50.60	57	33	147	1	16
WRITE-IN.	5	1.00	2	0	2	0	1
Over Votes	2		0	0	2	0	0
Under Votes	90		8	10	41	2	29
ADVISORY NEIGHBORHOOD COMMISSIONER 4D05							
Vote for Not More Than 1 (WITH 3 OF 3 COUNTED)							
KRYSTAL BRANTON	303	76.52	89	53	134	1	26
VALIKIA R. NEWSOME	84	21.21	26	14	38	2	4
WRITE-IN.	9	2.27	2	0	5	1	1
Over Votes	0		0	0	0	0	0
Under Votes	105		20	9	39	2	35
ADVISORY NEIGHBORHOOD COMMISSIONER 4D06							
Vote for Not More Than 1 (WITH 2 OF 2 COUNTED)							
BILL QUIRK	484	93.26	143	56	241	2	42
WRITE-IN.	35	6.74	12	4	14	0	5
Over Votes	1		0	0	1	0	0
Under Votes	131		21	18	66	1	25
ADVISORY NEIGHBORHOOD COMMISSIONER 5A01							
Vote for Not More Than 1 (WITH 1 OF 1 COUNTED)							
FRANK WILDS.	719	98.49	93	176	400	7	43
WRITE-IN.	11	1.51	5	1	5	0	0
Over Votes	0		0	0	0	0	0
Under Votes	132		12	12	81	0	27
ADVISORY NEIGHBORHOOD COMMISSIONER 5A02							
Vote for Not More Than 1 (WITH 2 OF 2 COUNTED)							
GRACE J. LEWIS.	639	97.11	101	190	296	4	48
WRITE-IN.	19	2.89	3	2	12	1	1
Over Votes	1		0	0	0	0	1
Under Votes	149		12	28	69	0	40

RUN DATE:12/02/14 10:10 AM

	TOTAL VOTES	%	IVO ED	IVO EV	M100 ED	M100 EV	650 ABS/SPEC
ADVISORY NEIGHBORHOOD COMMISSIONER 5A03							
Vote for Not More Than 1 (WITH 2 OF 2 COUNTED)							
ADRIAN T. JORDAN	659	95.09	115	248	225	1	70
WRITE-IN.	34	4.91	6	12	15	0	1
Over Votes	0		0	0	0	0	0
Under Votes	173		19	45	67	0	42
ADVISORY NEIGHBORHOOD COMMISSIONER 5A04							
Vote for Not More Than 1 (WITH 1 OF 1 COUNTED)							
NO CANDIDATE FILED	0		0	0	0	0	0
WRITE-IN.	2	100.00	2	0	0	0	0
Over Votes	0		0	0	0	0	0
Under Votes	26		6	1	11	0	8
ADVISORY NEIGHBORHOOD COMMISSIONER 5A05							
Vote for Not More Than 1 (WITH 1 OF 1 COUNTED)							
RONNIE EDWARDS.	226	97.00	69	63	57	4	33
WRITE-IN.	7	3.00	2	1	2	1	1
Over Votes	0		0	0	0	0	0
Under Votes	68		11	7	20	1	29
ADVISORY NEIGHBORHOOD COMMISSIONER 5A06							
Vote for Not More Than 1 (WITH 1 OF 1 COUNTED)							
JASMINE N. WHITE	410	95.57	132	106	137	2	33
WRITE-IN.	19	4.43	6	6	5	0	2
Over Votes	0		0	0	0	0	0
Under Votes	127		21	21	30	3	52
ADVISORY NEIGHBORHOOD COMMISSIONER 5A07							
Vote for Not More Than 1 (WITH 1 OF 1 COUNTED)							
SANDI WASHINGTON	255	97.33	63	56	87	1	48
WRITE-IN.	7	2.67	1	2	3	0	1
Over Votes	0		0	0	0	0	0
Under Votes	85		10	7	29	0	39
ADVISORY NEIGHBORHOOD COMMISSIONER 5A08							
Vote for Not More Than 1 (WITH 1 OF 1 COUNTED)							
ANGEL SHERRI ALSTON	589	95.46	114	147	269	6	53
WRITE-IN.	28	4.54	4	6	15	0	3
Over Votes	0		0	0	0	0	0
Under Votes	130		19	29	55	2	25

RUN DATE:12/02/14 10:10 AM

	TOTAL VOTES	%	IVO ED	IVO EV	M100 ED	M100 EV	650 ABS/SPEC
ADVISORY NEIGHBORHOOD COMMISSIONER 5B01							
Vote for Not More Than 1 (WITH 3 OF 3 COUNTED)							
TIMOTHY THOMAS	333	39.45	54	99	148	6	26
GAYLE HALL-CARLEY	499	59.12	87	147	235	4	26
WRITE-IN	12	1.42	2	5	3	0	2
Over Votes	0		0	0	0	0	0
Under Votes	108		10	22	35	2	39
ADVISORY NEIGHBORHOOD COMMISSIONER 5B02							
Vote for Not More Than 1 (WITH 5 OF 5 COUNTED)							
URSULA HIGGINS	618	89.18	149	124	296	3	46
WRITE-IN	75	10.82	22	12	40	0	1
Over Votes	0		0	0	0	0	0
Under Votes	218		42	35	92	0	49
ADVISORY NEIGHBORHOOD COMMISSIONER 5B03							
Vote for Not More Than 1 (WITH 2 OF 2 COUNTED)							
MICHAEL IAN MORRISON	679	94.83	186	117	339	5	32
WRITE-IN	37	5.17	9	6	19	2	1
Over Votes	0		0	0	0	0	0
Under Votes	179		48	20	71	1	39
ADVISORY NEIGHBORHOOD COMMISSIONER 5B04							
Vote for Not More Than 1 (WITH 2 OF 2 COUNTED)							
RAYSEEN WOODLAND	206	32.34	61	49	87	1	8
JOSE (JOE) L. BARRIOS, JR.	420	65.93	118	120	165	3	14
WRITE-IN	11	1.73	0	3	7	0	1
Over Votes	0		0	0	0	0	0
Under Votes	98		25	11	30	0	32
ADVISORY NEIGHBORHOOD COMMISSIONER 5B05							
Vote for Not More Than 1 (WITH 2 OF 2 COUNTED)							
NO CANDIDATE FILED	0		0	0	0	0	0
WRITE-IN	265	100.00	49	92	102	0	22
Over Votes	0		0	0	0	0	0
Under Votes	544		105	185	186	5	63
ADVISORY NEIGHBORHOOD COMMISSIONER 5C01							
Vote for Not More Than 1 (WITH 2 OF 2 COUNTED)							
GAIL BREVARD	433	72.90	77	107	220	2	27
SALADIN JERU	144	24.24	42	27	68	1	6
WRITE-IN	17	2.86	3	6	7	1	0
Over Votes	0		0	0	0	0	0
Under Votes	122		13	20	50	3	36

OFFICIAL RESULTS

MAYORAL GENERAL ELECTION
DISTRICT OF COLUMBIA
TUESDAY, NOVEMBER 4, 2014

OFFICIAL RESULTS

RUN DATE:12/02/14 10:10 AM

	TOTAL VOTES	%	IVO ED	IVO EV	M100 ED	M100 EV	650 ABS/SPEC
ADVISORY NEIGHBORHOOD COMMISSIONER 5C02							
Vote for Not More Than 1 (WITH 2 OF 2 COUNTED)							
WALTER DELEON	423	92.36	97	72	209	4	41
WRITE-IN.	35	7.64	10	5	13	1	6
Over Votes	0		0	0	0	0	0
Under Votes	135		8	13	55	0	59
ADVISORY NEIGHBORHOOD COMMISSIONER 5C03							
Vote for Not More Than 1 (WITH 1 OF 1 COUNTED)							
ROBERT LOOPER, III	436	56.26	107	92	184	0	53
ROBERT BOB KING	337	43.48	63	62	165	6	41
WRITE-IN.	2	.26	1	0	1	0	0
Over Votes	0		0	0	0	0	0
Under Votes	70		5	6	22	2	35
ADVISORY NEIGHBORHOOD COMMISSIONER 5C04							
Vote for Not More Than 1 (WITH 5 OF 5 COUNTED)							
RODERICK L. JOHNSON	154	29.96	39	34	64	2	15
JACQUELINE MANNING	344	66.93	85	77	149	8	25
WRITE-IN.	16	3.11	5	4	7	0	0
Over Votes	0		0	0	0	0	0
Under Votes	161		13	13	38	1	96
ADVISORY NEIGHBORHOOD COMMISSIONER 5C05							
Vote for Not More Than 1 (WITH 2 OF 2 COUNTED)							
FLANDERS SHARP.	114	24.57	24	25	53	0	12
REGINA JAMES	336	72.41	74	70	142	5	45
WRITE-IN.	14	3.02	4	1	7	0	2
Over Votes	1		0	0	0	0	1
Under Votes	64		9	6	21	0	28
ADVISORY NEIGHBORHOOD COMMISSIONER 5C06							
Vote for Not More Than 1 (WITH 1 OF 1 COUNTED)							
MONIQUE C. SMITH	242	60.20	37	59	112	1	33
MERCILE BANKS	148	36.82	39	34	58	1	16
WRITE-IN.	12	2.99	6	0	4	0	2
Over Votes	0		0	0	0	0	0
Under Votes	56		5	10	23	0	18
ADVISORY NEIGHBORHOOD COMMISSIONER 5C07							
Vote for Not More Than 1 (WITH 3 OF 3 COUNTED)							
NOLAN TREADWAY.	569	95.47	135	109	278	4	43
WRITE-IN.	27	4.53	6	7	12	0	2
Over Votes	0		0	0	0	0	0
Under Votes	150		18	10	65	2	55

OFFICIAL RESULTS

MAYORAL GENERAL ELECTION
DISTRICT OF COLUMBIA
TUESDAY, NOVEMBER 4, 2014

OFFICIAL RESULTS

RUN DATE:12/02/14 10:10 AM

	TOTAL VOTES	%	IVO ED	IVO EV	M100 ED	M100 EV	650 ABS/SPEC
ADVISORY NEIGHBORHOOD COMMISSIONER 5D01							
Vote for Not More Than 1 (WITH 1 OF 1 COUNTED)							
PETA-GAY S. LEWIS	137	93.20	64	11	44	1	17
WRITE-IN.	10	6.80	4	2	3	0	1
Over Votes	0		0	0	0	0	0
Under Votes	65		16	4	24	0	21
ADVISORY NEIGHBORHOOD COMMISSIONER 5D02							
Vote for Not More Than 1 (WITH 3 OF 3 COUNTED)							
VONETTA DUMAS	147	36.93	52	7	74	1	13
KEISHA L. SHROPSHIRE.	169	42.46	64	6	83	1	15
DARLENE T. MILES-HARRISON	74	18.59	31	11	28	0	4
WRITE-IN.	8	2.01	1	1	3	0	3
Over Votes	1		0	0	1	0	0
Under Votes	68		13	4	31	0	20
ADVISORY NEIGHBORHOOD COMMISSIONER 5D03							
Vote for Not More Than 1 (WITH 2 OF 2 COUNTED)							
ADAM ROBERTS	192	50.26	65	29	76	3	19
TROY WATSON.	172	45.03	62	13	76	1	20
WRITE-IN.	18	4.71	4	0	12	0	2
Over Votes	2		0	0	0	0	2
Under Votes	101		15	10	24	0	52
ADVISORY NEIGHBORHOOD COMMISSIONER 5D04							
Vote for Not More Than 1 (WITH 2 OF 2 COUNTED)							
BERNICE S. BLACKNELL.	173	94.54	60	19	67	3	24
WRITE-IN.	10	5.46	3	2	2	0	3
Over Votes	1		0	0	0	0	1
Under Votes	68		7	4	18	0	39
ADVISORY NEIGHBORHOOD COMMISSIONER 5D05							
Vote for Not More Than 1 (WITH 2 OF 2 COUNTED)							
KATHY HENDERSON	165	57.29	56	20	70	1	18
MARJORIE D. THOMAS-BARNES	117	40.63	48	13	41	2	13
WRITE-IN.	6	2.08	2	0	4	0	0
Over Votes	1		0	0	0	0	1
Under Votes	57		7	7	15	0	28
ADVISORY NEIGHBORHOOD COMMISSIONER 5D06							
Vote for Not More Than 1 (WITH 1 OF 1 COUNTED)							
YOOMIE HUYNH	100	19.23	30	8	46	1	15
GEORGE JACKSON.	199	38.27	60	18	83	2	36
H. YVONNE BUGGS	206	39.62	62	16	96	3	29
WRITE-IN.	15	2.88	2	1	11	0	1
Over Votes	0		0	0	0	0	0
Under Votes	147		25	8	44	1	69

RUN DATE:12/02/14 10:10 AM

TOTAL VOTES % IVO ED IVO EV M100 ED M100 EV 650 ABS/SPEC

ADVISORY NEIGHBORHOOD COMMISSIONER 5D07

Vote for Not More Than 1
(WITH 2 OF 2 COUNTED)

NO CANDIDATE FILED	0		0	0	0	0	0
WRITE-IN.	103	100.00	31	10	50	1	11
Over Votes	0		0	0	0	0	0
Under Votes	409		120	39	156	1	93

ADVISORY NEIGHBORHOOD COMMISSIONER 5E01

Vote for Not More Than 1
(WITH 1 OF 1 COUNTED)

WILLIAM BOSTON.	204	45.03	40	62	94	2	6
DEBORAH "DEBBIE SMITH" STEINER	233	51.43	46	64	108	4	11
WRITE-IN.	16	3.53	0	10	4	0	2
Over Votes	0		0	0	0	0	0
Under Votes	98		10	23	39	1	25

ADVISORY NEIGHBORHOOD COMMISSIONER 5E02

Vote for Not More Than 1
(WITH 1 OF 1 COUNTED)

CHRISTY "LOVE" DAVIS.	213	94.67	48	27	122	3	13
WRITE-IN.	12	5.33	3	3	4	0	2
Over Votes	0		0	0	0	0	0
Under Votes	78		10	9	33	1	25

ADVISORY NEIGHBORHOOD COMMISSIONER 5E03

Vote for Not More Than 1
(WITH 1 OF 1 COUNTED)

ALEX MARCO UNDERWOOD.	229	36.06	59	33	107	2	28
RENEE T. LEWIS.	293	46.14	66	42	154	1	30
NES ROBINSON	87	13.70	21	10	46	1	9
WRITE-IN.	26	4.09	5	5	13	0	3
Over Votes	0		0	0	0	0	0
Under Votes	192		28	20	92	2	50

ADVISORY NEIGHBORHOOD COMMISSIONER 5E04

Vote for Not More Than 1
(WITH 1 OF 1 COUNTED)

SYLVIA M. PINKNEY.	348	54.21	68	30	209	5	36
ADAM DUFFY	289	45.02	63	39	148	2	37
WRITE-IN.	5	.78	1	1	3	0	0
Over Votes	0		0	0	0	0	0
Under Votes	77		14	4	25	0	34

ADVISORY NEIGHBORHOOD COMMISSIONER 5E05

Vote for Not More Than 1
(WITH 1 OF 1 COUNTED)

BRADLEY ASHTON THOMAS	327	56.09	76	38	171	5	37
MILES S. HOLLOMAN.	37	6.35	12	0	19	0	6
JOYCE ROBINSON-PAUL	207	35.51	55	19	106	2	25
WRITE-IN.	12	2.06	2	0	6	1	3
Over Votes	0		0	0	0	0	0
Under Votes	142		23	9	46	2	62

OFFICIAL RESULTS

MAYORAL GENERAL ELECTION
DISTRICT OF COLUMBIA
TUESDAY, NOVEMBER 4, 2014

OFFICIAL RESULTS

RUN DATE:12/02/14 10:10 AM

	TOTAL VOTES	%	IVO ED	IVO EV	M100 ED	M100 EV	650 ABS/SPEC
ADVISORY NEIGHBORHOOD COMMISSIONER 5E06							
Vote for Not More Than 1 (WITH 1 OF 1 COUNTED)							
TERI JANINE TJ QUINN.	472	94.78	99	69	237	13	54
WRITE-IN.	26	5.22	4	5	13	0	4
Over Votes	0		0	0	0	0	0
Under Votes	146		30	12	53	1	50
ADVISORY NEIGHBORHOOD COMMISSIONER 5E07							
Vote for Not More Than 1 (WITH 2 OF 2 COUNTED)							
BETSY McDANIEL.	322	49.01	90	46	146	7	33
BERTHA HOLLIDAY	323	49.16	81	38	153	6	45
WRITE-IN.	12	1.83	2	2	5	0	3
Over Votes	1		0	0	1	0	0
Under Votes	189		39	15	72	1	62
ADVISORY NEIGHBORHOOD COMMISSIONER 5E08							
Vote for Not More Than 1 (WITH 1 OF 1 COUNTED)							
AUSTIN L. PEARL	574	96.63	153	55	280	5	81
WRITE-IN.	20	3.37	1	3	11	0	5
Over Votes	1		0	0	0	0	1
Under Votes	135		23	11	78	1	22
ADVISORY NEIGHBORHOOD COMMISSIONER 5E09							
Vote for Not More Than 1 (WITH 3 OF 3 COUNTED)							
KIRBY VINING	247	46.25	53	43	120	3	28
C. DIANNE BARNES	278	52.06	61	47	126	2	42
WRITE-IN.	9	1.69	3	0	6	0	0
Over Votes	2		0	0	0	0	2
Under Votes	68		12	6	28	0	22
ADVISORY NEIGHBORHOOD COMMISSIONER 5E10							
Vote for Not More Than 1 (WITH 1 OF 1 COUNTED)							
SALLY HOBAUGH	314	49.06	60	92	101	3	58
NANCY D. JONES.	298	46.56	32	64	136	5	61
WRITE-IN.	28	4.38	2	6	15	0	5
Over Votes	2		0	0	0	0	2
Under Votes	72		5	14	29	2	22
ADVISORY NEIGHBORHOOD COMMISSIONER 6A01							
Vote for Not More Than 1 (WITH 2 OF 2 COUNTED)							
J. OMAR MAHMUD.	255	38.93	50	57	122	2	24
RAPHAEL V. MARSHALL	245	37.40	69	47	98	1	30
ANDY CLARK	144	21.98	35	34	47	0	28
WRITE-IN.	11	1.68	1	2	6	0	2
Over Votes	1		0	0	0	0	1
Under Votes	162		31	30	58	0	43

RUN DATE:12/02/14 10:10 AM

	TOTAL VOTES	%	IVO ED	IVO EV	M100 ED	M100 EV	650 ABS/SPEC
ADVISORY NEIGHBORHOOD COMMISSIONER 6A02							
Vote for Not More Than 1 (WITH 3 OF 3 COUNTED)							
PHIL TOOMAJIAN	607	95.29	152	156	258	4	37
WRITE-IN.	30	4.71	6	4	15	1	4
Over Votes	0		0	0	0	0	0
Under Votes	235		45	34	107	1	48
ADVISORY NEIGHBORHOOD COMMISSIONER 6A03							
Vote for Not More Than 1 (WITH 1 OF 1 COUNTED)							
NO CANDIDATE FILED	0		0	0	0	0	0
WRITE-IN.	278	100.00	46	74	135	4	19
Over Votes	0		0	0	0	0	0
Under Votes	660		132	105	334	3	86
ADVISORY NEIGHBORHOOD COMMISSIONER 6A04							
Vote for Not More Than 1 (WITH 1 OF 1 COUNTED)							
NICK ALBERTI	312	36.62	89	41	150	5	27
MATT LEVY	538	63.15	138	104	246	2	48
WRITE-IN.	2	.23	1	0	0	0	1
Over Votes	1		0	0	1	0	0
Under Votes	55		9	10	16	1	19
ADVISORY NEIGHBORHOOD COMMISSIONER 6A05							
Vote for Not More Than 1 (WITH 2 OF 2 COUNTED)							
HASSAN CHRISTIAN	238	32.38	40	38	141	1	18
PATRICK M. MALONE.	467	63.54	90	89	243	3	42
WRITE-IN.	30	4.08	3	7	16	1	3
Over Votes	0		0	0	0	0	0
Under Votes	241		32	43	103	0	63
ADVISORY NEIGHBORHOOD COMMISSIONER 6A06							
Vote for Not More Than 1 (WITH 2 OF 2 COUNTED)							
TODD SLOVES.	280	42.11	54	42	154	2	28
STEPHANIE ZIMNY	367	55.19	52	61	213	1	40
WRITE-IN.	18	2.71	3	3	10	0	2
Over Votes	0		0	0	0	0	0
Under Votes	147		15	17	65	1	49
ADVISORY NEIGHBORHOOD COMMISSIONER 6A07							
Vote for Not More Than 1 (WITH 1 OF 1 COUNTED)							
SONDRA PHILLIPS-GILBERT.	358	95.47	56	40	227	4	31
WRITE-IN.	17	4.53	3	1	12	0	1
Over Votes	1		0	0	0	0	1
Under Votes	92		13	5	53	0	21

RUN DATE:12/02/14 10:10 AM

	TOTAL VOTES	%	IVO ED	IVO EV	M100 ED	M100 EV	650 ABS/SPEC
ADVISORY NEIGHBORHOOD COMMISSIONER 6A08							
Vote for Not More Than 1 (WITH 2 OF 2 COUNTED)							
CALVIN WARD.	534	90.82	125	64	286	5	54
WRITE-IN.	54	9.18	8	4	33	1	8
Over Votes	0		0	0	0	0	0
Under Votes	153		21	5	86	2	39
ADVISORY NEIGHBORHOOD COMMISSIONER 6B01							
Vote for Not More Than 1 (WITH 2 OF 2 COUNTED)							
JENNIFER E. SAMOLYK	498	95.95	150	47	242	7	52
WRITE-IN.	21	4.05	5	2	11	0	3
Over Votes	0		0	0	0	0	0
Under Votes	217		47	14	112	4	40
ADVISORY NEIGHBORHOOD COMMISSIONER 6B02							
Vote for Not More Than 1 (WITH 1 OF 1 COUNTED)							
GERALD "JERRY" SROUFE	343	42.50	48	27	229	2	37
K. DIANE HOSKINS	457	56.63	70	42	300	6	39
WRITE-IN.	7	.87	0	1	4	0	2
Over Votes	0		0	0	0	0	0
Under Votes	144		20	9	81	3	31
ADVISORY NEIGHBORHOOD COMMISSIONER 6B03							
Vote for Not More Than 1 (WITH 2 OF 2 COUNTED)							
KELLY VIELMO	136	22.30	36	9	72	1	18
CLAUDIA HOLWILL	215	35.25	61	28	110	2	14
JAMES M. LOOTS.	242	39.67	55	27	143	1	16
WRITE-IN.	17	2.79	4	3	10	0	0
Over Votes	1		0	0	1	0	0
Under Votes	260		56	15	139	3	47
ADVISORY NEIGHBORHOOD COMMISSIONER 6B04							
Vote for Not More Than 1 (WITH 4 OF 4 COUNTED)							
KIRSTEN OLDENBURG.	549	93.05	139	58	290	3	59
WRITE-IN.	41	6.95	7	8	20	2	4
Over Votes	1		0	0	1	0	0
Under Votes	148		31	8	54	4	51
ADVISORY NEIGHBORHOOD COMMISSIONER 6B05							
Vote for Not More Than 1 (WITH 2 OF 2 COUNTED)							
STEVE HAGEDORN.	439	51.65	96	74	242	2	25
ELLEN OPPER-WEINER	266	31.29	56	29	133	5	43
CARL B. REEVERTS	132	15.53	32	20	62	1	17
WRITE-IN.	13	1.53	2	0	8	0	3
Over Votes	0		0	0	0	0	0
Under Votes	119		22	4	58	1	34

OFFICIAL RESULTS

MAYORAL GENERAL ELECTION
DISTRICT OF COLUMBIA
TUESDAY, NOVEMBER 4, 2014

OFFICIAL RESULTS

RUN DATE:12/02/14 10:10 AM

	TOTAL VOTES	%	IVO ED	IVO EV	M100 ED	M100 EV	650 ABS/SPEC
ADVISORY NEIGHBORHOOD COMMISSIONER 6B06							
Vote for Not More Than 1 (WITH 3 OF 3 COUNTED)							
ANTHONY J. CASSILLO	270	40.66	74	25	149	2	20
NICK BURGER.	379	57.08	72	49	207	4	47
WRITE-IN.	15	2.26	0	1	10	0	4
Over Votes	1		0	0	0	0	1
Under Votes	241		35	20	125	4	57
ADVISORY NEIGHBORHOOD COMMISSIONER 6B07							
Vote for Not More Than 1 (WITH 1 OF 1 COUNTED)							
DANIEL CHAO.	355	95.95	93	30	187	6	39
WRITE-IN.	15	4.05	4	2	8	0	1
Over Votes	0		0	0	0	0	0
Under Votes	131		27	6	71	3	24
ADVISORY NEIGHBORHOOD COMMISSIONER 6B08							
Vote for Not More Than 1 (WITH 2 OF 2 COUNTED)							
CHANDER JAYARAMAN.	667	95.15	186	46	374	5	56
WRITE-IN.	34	4.85	7	4	22	0	1
Over Votes	0		0	0	0	0	0
Under Votes	278		55	15	161	2	45
ADVISORY NEIGHBORHOOD COMMISSIONER 6B09							
Vote for Not More Than 1 (WITH 2 OF 2 COUNTED)							
BRIAN FLAHAVERN.	737	97.62	167	86	414	2	68
WRITE-IN.	18	2.38	5	2	10	0	1
Over Votes	0		0	0	0	0	0
Under Votes	121		19	7	72	2	21
ADVISORY NEIGHBORHOOD COMMISSIONER 6B10							
Vote for Not More Than 1 (WITH 1 OF 1 COUNTED)							
PETER GOULD.	275	41.42	63	35	143	2	32
KATHRYN DENISE RUCKER KREPP	382	57.53	99	34	206	3	40
WRITE-IN.	7	1.05	2	0	5	0	0
Over Votes	0		0	0	0	0	0
Under Votes	143		20	12	74	0	37
ADVISORY NEIGHBORHOOD COMMISSIONER 6C01							
Vote for Not More Than 1 (WITH 3 OF 3 COUNTED)							
DANIELE MEGAN SCHIFFMAN.	472	94.02	80	64	261	11	56
WRITE-IN.	30	5.98	1	3	24	1	1
Over Votes	0		0	0	0	0	0
Under Votes	214		41	17	114	4	38

RUN DATE:12/02/14 10:10 AM

	TOTAL VOTES	%	IVO ED	IVO EV	M100 ED	M100 EV	650 ABS/SPEC
ADVISORY NEIGHBORHOOD COMMISSIONER 6C02							
Vote for Not More Than 1 (WITH 5 OF 5 COUNTED)							
KAREN J. WIRT	306	97.14	77	83	91	16	39
WRITE-IN.	9	2.86	1	2	4	2	0
Over Votes	1		0	0	0	0	1
Under Votes	152		28	21	41	14	48
ADVISORY NEIGHBORHOOD COMMISSIONER 6C03							
Vote for Not More Than 1 (WITH 3 OF 3 COUNTED)							
SCOTT PRICE.	680	95.91	161	131	322	7	59
WRITE-IN.	29	4.09	2	5	17	1	4
Over Votes	0		0	0	0	0	0
Under Votes	242		53	30	119	5	35
ADVISORY NEIGHBORHOOD COMMISSIONER 6C04							
Vote for Not More Than 1 (WITH 2 OF 2 COUNTED)							
MARK ECKENWILER	506	94.58	114	121	191	11	69
WRITE-IN.	29	5.42	4	5	15	0	5
Over Votes	0		0	0	0	0	0
Under Votes	193		43	28	75	1	46
ADVISORY NEIGHBORHOOD COMMISSIONER 6C05							
Vote for Not More Than 1 (WITH 2 OF 2 COUNTED)							
MARK KAZMIERCZAK	281	43.50	53	70	128	1	29
CHRIS MILLER	349	54.02	65	58	189	3	34
WRITE-IN.	16	2.48	3	2	8	0	3
Over Votes	1		0	0	0	0	1
Under Votes	190		22	28	84	4	52
ADVISORY NEIGHBORHOOD COMMISSIONER 6C06							
Vote for Not More Than 1 (WITH 1 OF 1 COUNTED)							
TONY T. GOODMAN	942	96.81	139	143	519	15	126
WRITE-IN.	31	3.19	6	1	19	0	5
Over Votes	1		0	0	0	0	1
Under Votes	222		36	26	106	3	51
ADVISORY NEIGHBORHOOD COMMISSIONER 6D01							
Vote for Not More Than 1 (WITH 1 OF 1 COUNTED)							
MARJORIE LIGHTMAN.	664	95.95	261	81	257	3	62
WRITE-IN.	28	4.05	13	2	10	0	3
Over Votes	0		0	0	0	0	0
Under Votes	216		53	19	107	2	35

OFFICIAL RESULTS

MAYORAL GENERAL ELECTION
DISTRICT OF COLUMBIA
TUESDAY, NOVEMBER 4, 2014

OFFICIAL RESULTS

RUN DATE:12/02/14 10:10 AM

	TOTAL VOTES	%	IVO ED	IVO EV	M100 ED	M100 EV	650 ABS/SPEC
ADVISORY NEIGHBORHOOD COMMISSIONER 6D02							
Vote for Not More Than 1 (WITH 2 OF 2 COUNTED)							
STACY BRAVERMAN CLOYD	582	96.20	159	100	266	4	53
WRITE-IN.	23	3.80	5	5	9	0	4
Over Votes	2		0	0	0	0	2
Under Votes	188		42	21	85	1	39
ADVISORY NEIGHBORHOOD COMMISSIONER 6D03							
Vote for Not More Than 1 (WITH 1 OF 1 COUNTED)							
RACHEL REILLY CARROLL	465	97.28	108	95	202	9	51
WRITE-IN.	13	2.72	2	3	6	0	2
Over Votes	0		0	0	0	0	0
Under Votes	151		28	20	82	0	21
ADVISORY NEIGHBORHOOD COMMISSIONER 6D04							
Vote for Not More Than 1 (WITH 3 OF 3 COUNTED)							
ANDY LITSKY.	662	96.08	135	183	252	6	86
WRITE-IN.	27	3.92	5	2	17	0	3
Over Votes	0		0	0	0	0	0
Under Votes	161		16	32	70	0	43
ADVISORY NEIGHBORHOOD COMMISSIONER 6D05							
Vote for Not More Than 1 (WITH 2 OF 2 COUNTED)							
ROGER MOFFATT	649	95.86	135	152	278	8	76
WRITE-IN.	28	4.14	2	7	14	1	4
Over Votes	0		0	0	0	0	0
Under Votes	180		28	30	76	2	44
ADVISORY NEIGHBORHOOD COMMISSIONER 6D06							
Vote for Not More Than 1 (WITH 1 OF 1 COUNTED)							
RHONDA NATALIE HAMILTON.	486	96.24	84	159	177	3	63
WRITE-IN.	19	3.76	2	6	6	1	4
Over Votes	0		0	0	0	0	0
Under Votes	138		21	34	52	0	31
ADVISORY NEIGHBORHOOD COMMISSIONER 6D07							
Vote for Not More Than 1 (WITH 1 OF 1 COUNTED)							
TD STANGER	117	14.27	32	12	55	0	18
JOSH HART	146	17.80	36	17	58	2	33
MEREDITH FASCETT	553	67.44	117	67	264	4	101
WRITE-IN.	4	.49	0	1	1	0	2
Over Votes	0		0	0	0	0	0
Under Votes	119		27	14	43	1	34

OFFICIAL RESULTS

MAYORAL GENERAL ELECTION
DISTRICT OF COLUMBIA
TUESDAY, NOVEMBER 4, 2014

OFFICIAL RESULTS

RUN DATE:12/02/14 10:10 AM

	TOTAL VOTES	%	IVO ED	IVO EV	M100 ED	M100 EV	650 ABS/SPEC
ADVISORY NEIGHBORHOOD COMMISSIONER 6E01							
Vote for Not More Than 1 (WITH 2 OF 2 COUNTED)							
MARY A. SUTHERLAND	223	37.04	63	21	101	3	35
ALEXANDER M. "ALEX" PADRO	372	61.79	91	34	195	4	48
WRITE-IN.	7	1.16	2	0	4	1	0
Over Votes	0		0	0	0	0	0
Under Votes	133		28	8	48	0	49
ADVISORY NEIGHBORHOOD COMMISSIONER 6E02							
Vote for Not More Than 1 (WITH 2 OF 2 COUNTED)							
LEROY JOSEPH THORPE, JR.	234	34.21	49	20	128	8	29
EUGENE SIMMS	118	17.25	36	17	55	1	9
KEVIN CHAPPLE	326	47.66	76	48	160	8	34
WRITE-IN.	6	.88	0	1	2	0	3
Over Votes	1		0	0	0	0	1
Under Votes	127		27	8	48	0	44
ADVISORY NEIGHBORHOOD COMMISSIONER 6E03							
Vote for Not More Than 1 (WITH 1 OF 1 COUNTED)							
KENNITH JAMES	132	27.44	20	10	88	4	10
FRANK S. WIGGINS	338	70.27	51	15	198	13	61
WRITE-IN.	11	2.29	1	0	8	0	2
Over Votes	1		0	0	1	0	0
Under Votes	61		7	9	32	0	13
ADVISORY NEIGHBORHOOD COMMISSIONER 6E04							
Vote for Not More Than 1 (WITH 2 OF 2 COUNTED)							
RACHELLE P. NIGRO.	507	64.50	92	77	250	16	72
CLYDE H. BROWN.	267	33.97	34	31	162	8	32
WRITE-IN.	12	1.53	0	1	9	0	2
Over Votes	0		0	0	0	0	0
Under Votes	102		11	5	31	3	52
ADVISORY NEIGHBORHOOD COMMISSIONER 6E05							
Vote for Not More Than 1 (WITH 2 OF 2 COUNTED)							
MARGE MACEDA	435	95.19	110	86	121	16	102
WRITE-IN.	22	4.81	9	2	5	2	4
Over Votes	1		0	0	1	0	0
Under Votes	169		44	20	46	3	56
ADVISORY NEIGHBORHOOD COMMISSIONER 6E06							
Vote for Not More Than 1 (WITH 1 OF 1 COUNTED)							
ALVIN JUDD, SR.	61	24.50	8	5	40	2	6
ANTONIO D. BARNES.	183	73.49	47	8	111	3	14
WRITE-IN.	5	2.01	1	1	3	0	0
Over Votes	1		0	0	0	0	1
Under Votes	61		5	2	22	2	30

OFFICIAL RESULTS

MAYORAL GENERAL ELECTION
DISTRICT OF COLUMBIA
TUESDAY, NOVEMBER 4, 2014

OFFICIAL RESULTS

RUN DATE:12/02/14 10:10 AM

	TOTAL VOTES	%	IVO ED	IVO EV	M100 ED	M100 EV	650 ABS/SPEC
ADVISORY NEIGHBORHOOD COMMISSIONER 6E07							
Vote for Not More Than 1 (WITH 1 OF 1 COUNTED)							
ALFREDA S. JUDD	185	55.89	34	20	79	7	45
ROSEMARY A. SEGERO	132	39.88	29	25	52	4	22
WRITE-IN.	14	4.23	1	2	9	0	2
Over Votes	1		0	0	1	0	0
Under Votes	150		35	11	43	1	60
ADVISORY NEIGHBORHOOD COMMISSIONER 7B01							
Vote for Not More Than 1 (WITH 2 OF 2 COUNTED)							
PATRICIA HOWARD-CHITTAMS	348	96.13	126	53	140	2	27
WRITE-IN.	14	3.87	4	2	6	1	1
Over Votes	0		0	0	0	0	0
Under Votes	163		28	10	54	2	69
ADVISORY NEIGHBORHOOD COMMISSIONER 7B02							
Vote for Not More Than 1 (WITH 2 OF 2 COUNTED)							
TIFFANY L. BROWN	478	95.03	141	52	249	7	29
WRITE-IN.	25	4.97	4	3	15	1	2
Over Votes	0		0	0	0	0	0
Under Votes	129		23	5	46	1	54
ADVISORY NEIGHBORHOOD COMMISSIONER 7B03							
Vote for Not More Than 1 (WITH 1 OF 1 COUNTED)							
GARY E. BUTLER.	380	94.53	135	30	173	6	36
WRITE-IN.	22	5.47	11	2	8	1	0
Over Votes	0		0	0	0	0	0
Under Votes	112		25	6	43	1	37
ADVISORY NEIGHBORHOOD COMMISSIONER 7B04							
Vote for Not More Than 1 (WITH 4 OF 4 COUNTED)							
PHILLIP J. HAMMOND	836	94.68	260	97	430	7	42
WRITE-IN.	47	5.32	7	9	30	0	1
Over Votes	0		0	0	0	0	0
Under Votes	151		19	9	76	1	46
ADVISORY NEIGHBORHOOD COMMISSIONER 7B05							
Vote for Not More Than 1 (WITH 2 OF 2 COUNTED)							
ROBIN HAMMOND MARLIN.	436	80.29	126	55	218	3	34
WRITE-IN.	107	19.71	28	10	63	1	5
Over Votes	0		0	0	0	0	0
Under Votes	93		13	4	59	1	16

RUN DATE:12/02/14 10:10 AM

	TOTAL VOTES	%	IVO ED	IVO EV	M100 ED	M100 EV	650 ABS/SPEC
ADVISORY NEIGHBORHOOD COMMISSIONER 7B06							
Vote for Not More Than 1 (WITH 1 OF 1 COUNTED)							
MARK CHISHOLM	341	48.23	75	41	201	4	20
DONOVAN ANDERSON	343	48.51	87	33	197	3	23
WRITE-IN.	23	3.25	1	3	19	0	0
Over Votes	0		0	0	0	0	0
Under Votes	133		17	14	72	1	29
ADVISORY NEIGHBORHOOD COMMISSIONER 7B07							
Vote for Not More Than 1 (WITH 3 OF 3 COUNTED)							
MARCUS TURNER	476	62.06	135	54	258	0	29
D. LYNNELL HUMPHREY	263	34.29	86	31	133	0	13
WRITE-IN.	28	3.65	7	1	16	1	3
Over Votes	0		0	0	0	0	0
Under Votes	150		27	15	68	0	40
ADVISORY NEIGHBORHOOD COMMISSIONER 7C01							
Vote for Not More Than 1 (WITH 3 OF 3 COUNTED)							
PATRICIA MALLOY	200	66.67	72	22	78	1	27
NYASHA JAYEI HARLEY	90	30.00	30	13	31	0	16
WRITE-IN.	10	3.33	5	0	5	0	0
Over Votes	0		0	0	0	0	0
Under Votes	103		10	5	12	0	76
ADVISORY NEIGHBORHOOD COMMISSIONER 7C02							
Vote for Not More Than 1 (WITH 3 OF 3 COUNTED)							
GREGORI STEWART	323	93.62	130	28	145	1	19
WRITE-IN.	22	6.38	11	3	5	0	3
Over Votes	0		0	0	0	0	0
Under Votes	133		22	7	43	0	61
ADVISORY NEIGHBORHOOD COMMISSIONER 7C03							
Vote for Not More Than 1 (WITH 2 OF 2 COUNTED)							
RICH PARKER.	139	31.31	55	17	54	1	12
CATHERINE A. WOODS	300	67.57	120	38	117	0	25
WRITE-IN.	5	1.13	2	0	1	1	1
Over Votes	0		0	0	0	0	0
Under Votes	60		9	8	13	0	30
ADVISORY NEIGHBORHOOD COMMISSIONER 7C04							
Vote for Not More Than 1 (WITH 3 OF 3 COUNTED)							
WALTER J. GARCIA, II.	319	93.27	120	66	106	5	22
WRITE-IN.	23	6.73	8	1	14	0	0
Over Votes	0		0	0	0	0	0
Under Votes	134		16	16	48	1	53

RUN DATE:12/02/14 10:10 AM

	TOTAL VOTES	%	IVO ED	IVO EV	M100 ED	M100 EV	650 ABS/SPEC
ADVISORY NEIGHBORHOOD COMMISSIONER 7C05							
Vote for Not More Than 1 (WITH 2 OF 2 COUNTED)							
JOSEPH C. THOMAS	145	35.98	57	11	63	1	13
MARY L. GAFFNEY	252	62.53	81	31	120	1	19
WRITE-IN.	6	1.49	3	0	1	0	2
Over Votes	0		0	0	0	0	0
Under Votes	70		6	3	9	1	51
ADVISORY NEIGHBORHOOD COMMISSIONER 7C06							
Vote for Not More Than 1 (WITH 1 OF 1 COUNTED)							
JENNIFER K. COSBY.	337	95.74	115	37	154	2	29
WRITE-IN.	15	4.26	5	0	9	0	1
Over Votes	0		0	0	0	0	0
Under Votes	76		21	5	37	0	13
ADVISORY NEIGHBORHOOD COMMISSIONER 7C07							
Vote for Not More Than 1 (WITH 1 OF 1 COUNTED)							
ANTAWAN HOLMES.	259	61.37	109	21	116	0	13
DARLENE WILLIAMS	147	34.83	32	19	82	1	13
WRITE-IN.	16	3.79	4	0	11	0	1
Over Votes	0		0	0	0	0	0
Under Votes	58		7	4	29	1	17
ADVISORY NEIGHBORHOOD COMMISSIONER 7D01							
Vote for Not More Than 1 (WITH 1 OF 1 COUNTED)							
BOB COOMBER.	481	94.69	223	37	167	0	54
WRITE-IN.	27	5.31	12	2	10	0	3
Over Votes	0		0	0	0	0	0
Under Votes	123		38	8	57	2	18
ADVISORY NEIGHBORHOOD COMMISSIONER 7D02							
Vote for Not More Than 1 (WITH 3 OF 3 COUNTED)							
NO CANDIDATE FILED	0		0	0	0	0	0
WRITE-IN.	257	100.00	85	16	136	0	20
Over Votes	0		0	0	0	0	0
Under Votes	421		79	30	207	0	105
ADVISORY NEIGHBORHOOD COMMISSIONER 7D03							
Vote for Not More Than 1 (WITH 3 OF 3 COUNTED)							
MATINAH MUHAMMAD	53	36.30	34	9	7	0	3
DOROTHY DOUGLAS	85	58.22	46	18	17	2	2
WRITE-IN.	8	5.48	4	2	1	0	1
Over Votes	0		0	0	0	0	0
Under Votes	65		2	5	2	0	56

RUN DATE:12/02/14 10:10 AM

	TOTAL VOTES	%	IVO ED	IVO EV	M100 ED	M100 EV	650 ABS/SPEC
ADVISORY NEIGHBORHOOD COMMISSIONER 7D04							
Vote for Not More Than 1 (WITH 1 OF 1 COUNTED)							
CLAUDE B. MCKAY	362	52.92	145	41	150	3	23
JO-ANNE PRUE	318	46.49	90	54	142	4	28
WRITE-IN.	4	.58	3	1	0	0	0
Over Votes	0		0	0	0	0	0
Under Votes	77		18	7	23	1	28
ADVISORY NEIGHBORHOOD COMMISSIONER 7D05							
Vote for Not More Than 1 (WITH 2 OF 2 COUNTED)							
JANIS D. HAZEL.	403	96.18	146	68	161	2	26
WRITE-IN.	16	3.82	4	2	8	0	2
Over Votes	0		0	0	0	0	0
Under Votes	107		21	6	58	1	21
ADVISORY NEIGHBORHOOD COMMISSIONER 7D06							
Vote for Not More Than 1 (WITH 2 OF 2 COUNTED)							
SHERICE A. MUHAMMAD	374	98.42	151	66	134	0	23
WRITE-IN.	6	1.58	2	3	1	0	0
Over Votes	1		0	0	0	0	1
Under Votes	134		18	9	57	1	49
ADVISORY NEIGHBORHOOD COMMISSIONER 7D07							
Vote for Not More Than 1 (WITH 1 OF 1 COUNTED)							
JUSTIN A. LINI.	289	92.04	104	38	124	1	22
WRITE-IN.	25	7.96	17	2	5	0	1
Over Votes	0		0	0	0	0	0
Under Votes	87		11	6	40	0	30
ADVISORY NEIGHBORHOOD COMMISSIONER 7E01							
Vote for Not More Than 1 (WITH 1 OF 1 COUNTED)							
GEORGE B. BROWNE, JR.	467	91.93	136	64	215	7	45
WRITE-IN.	41	8.07	12	5	22	0	2
Over Votes	0		0	0	0	0	0
Under Votes	130		11	13	62	0	44
ADVISORY NEIGHBORHOOD COMMISSIONER 7E02							
Vote for Not More Than 1 (WITH 2 OF 2 COUNTED)							
LINDA S. GREEN.	484	90.30	105	67	272	3	37
WRITE-IN.	52	9.70	7	3	41	0	1
Over Votes	0		0	0	0	0	0
Under Votes	133		9	10	64	0	50

OFFICIAL RESULTS

MAYORAL GENERAL ELECTION
DISTRICT OF COLUMBIA
TUESDAY, NOVEMBER 4, 2014

OFFICIAL RESULTS

RUN DATE:12/02/14 10:10 AM

	TOTAL VOTES	%	IVO ED	IVO EV	M100 ED	M100 EV	650 ABS/SPEC
ADVISORY NEIGHBORHOOD COMMISSIONER 7E03							
Vote for Not More Than 1 (WITH 3 OF 3 COUNTED)							
ROSA A. HAMLETT	234	92.49	80	27	107	1	19
WRITE-IN.	19	7.51	8	1	9	0	1
Over Votes	0		0	0	0	0	0
Under Votes	135		9	15	31	0	80
ADVISORY NEIGHBORHOOD COMMISSIONER 7E04							
Vote for Not More Than 1 (WITH 2 OF 2 COUNTED)							
MYRON SMITH.	205	49.40	74	26	91	3	11
MARY D. JACKSON	204	49.16	48	34	98	3	21
WRITE-IN.	6	1.45	0	3	2	0	1
Over Votes	0		0	0	0	0	0
Under Votes	74		7	6	18	0	43
ADVISORY NEIGHBORHOOD COMMISSIONER 7E05							
Vote for Not More Than 1 (WITH 1 OF 1 COUNTED)							
ROCHELLE AC BENT	135	41.54	52	12	60	1	10
LESIL FARRAKHAN	73	22.46	25	10	30	1	7
JEAN M. McVEA	103	31.69	37	13	48	1	4
WRITE-IN.	14	4.31	4	1	8	0	1
Over Votes	0		0	0	0	0	0
Under Votes	58		11	5	18	0	24
ADVISORY NEIGHBORHOOD COMMISSIONER 7E06							
Vote for Not More Than 1 (WITH 2 OF 2 COUNTED)							
MAXINE NIGHTINGALE	242	66.85	88	19	111	2	22
DAVID ALAGA.	99	27.35	33	13	48	0	5
WRITE-IN.	21	5.80	3	2	13	1	2
Over Votes	0		0	0	0	0	0
Under Votes	82		11	5	30	0	36
ADVISORY NEIGHBORHOOD COMMISSIONER 7E07							
Vote for Not More Than 1 (WITH 2 OF 2 COUNTED)							
LINDA HOLMES	333	88.80	125	53	124	3	28
WRITE-IN.	42	11.20	13	3	21	1	4
Over Votes	0		0	0	0	0	0
Under Votes	91		11	8	31	0	41
ADVISORY NEIGHBORHOOD COMMISSIONER 7F01							
Vote for Not More Than 1 (WITH 2 OF 2 COUNTED)							
EVIE WASHINGTON	128	30.70	31	47	44	2	4
EDWARD RHODES	143	34.29	45	36	50	2	10
STEPHANIE L. PERRY	142	34.05	52	39	45	1	5
WRITE-IN.	4	.96	2	0	1	0	1
Over Votes	0		0	0	0	0	0
Under Votes	98		13	17	29	0	39

OFFICIAL RESULTS

MAYORAL GENERAL ELECTION
DISTRICT OF COLUMBIA
TUESDAY, NOVEMBER 4, 2014

OFFICIAL RESULTS

RUN DATE:12/02/14 10:10 AM

TOTAL VOTES % IVO ED IVO EV M100 ED M100 EV 650 ABS/SPEC

ADVISORY NEIGHBORHOOD COMMISSIONER 7F02

Vote for Not More Than 1 (WITH 1 OF 1 COUNTED)							
EBONI-ROSE THOMPSON	470	93.25	130	56	244	3	37
WRITE-IN.	34	6.75	2	4	21	2	5
Over Votes	0		0	0	0	0	0
Under Votes	135		27	9	68	1	30

ADVISORY NEIGHBORHOOD COMMISSIONER 7F03

Vote for Not More Than 1 (WITH 1 OF 1 COUNTED)							
SHEILA M. CARSON CARR	273	96.13	74	47	133	2	17
WRITE-IN.	11	3.87	3	3	3	1	1
Over Votes	0		0	0	0	0	0
Under Votes	82		15	12	23	0	32

ADVISORY NEIGHBORHOOD COMMISSIONER 7F04

Vote for Not More Than 1 (WITH 1 OF 1 COUNTED)							
YOLANDA "YO YO" ARMSTRONG	106	59.22	44	16	41	0	5
CHARLENE EXUM	68	37.99	20	4	37	0	7
WRITE-IN.	5	2.79	0	0	5	0	0
Over Votes	0		0	0	0	0	0
Under Votes	38		5	4	6	0	23

ADVISORY NEIGHBORHOOD COMMISSIONER 7F05

Vote for Not More Than 1 (WITH 2 OF 2 COUNTED)							
KAREN SETTLES	221	69.06	65	32	99	1	24
STEVE L. WILSON	94	29.38	29	6	51	0	8
WRITE-IN.	5	1.56	1	0	2	0	2
Over Votes	0		0	0	0	0	0
Under Votes	45		5	2	14	0	24

ADVISORY NEIGHBORHOOD COMMISSIONER 7F06

Vote for Not More Than 1 (WITH 3 OF 3 COUNTED)							
NO CANDIDATE FILED	0		0	0	0	0	0
WRITE-IN.	51	100.00	14	11	19	1	6
Over Votes	0		0	0	0	0	0
Under Votes	466		114	74	120	2	156

ADVISORY NEIGHBORHOOD COMMISSIONER 7F07

Vote for Not More Than 1 (WITH 1 OF 1 COUNTED)							
NO CANDIDATE FILED	0		0	0	0	0	0
WRITE-IN.	3	100.00	0	0	0	1	2
Over Votes	0		0	0	0	0	0
Under Votes	31		0	1	0	0	30

OFFICIAL RESULTS

MAYORAL GENERAL ELECTION
DISTRICT OF COLUMBIA
TUESDAY, NOVEMBER 4, 2014

OFFICIAL RESULTS

RUN DATE:12/02/14 10:10 AM

	TOTAL VOTES	%	IVO ED	IVO EV	M100 ED	M100 EV	650 ABS/SPEC
ADVISORY NEIGHBORHOOD COMMISSIONER 8A01							
Vote for Not More Than 1 (WITH 2 OF 2 COUNTED)							
HOLLY MUHAMMAD.	325	58.56	124	16	151	6	28
P. IRENE JONES.	221	39.82	96	12	92	1	20
WRITE-IN.	9	1.62	3	3	3	0	0
Over Votes	0		0	0	0	0	0
Under Votes	78		17	0	30	0	31
ADVISORY NEIGHBORHOOD COMMISSIONER 8A02							
Vote for Not More Than 1 (WITH 3 OF 3 COUNTED)							
BARBARA J. CLARK	479	93.92	166	47	233	3	30
WRITE-IN.	31	6.08	13	2	15	0	1
Over Votes	0		0	0	0	0	0
Under Votes	139		20	5	71	0	43
ADVISORY NEIGHBORHOOD COMMISSIONER 8A03							
Vote for Not More Than 1 (WITH 2 OF 2 COUNTED)							
CYNTHIA W. SIMMS	412	94.28	151	32	199	4	26
WRITE-IN.	25	5.72	7	3	12	0	3
Over Votes	0		0	0	0	0	0
Under Votes	105		21	6	43	0	35
ADVISORY NEIGHBORHOOD COMMISSIONER 8A04							
Vote for Not More Than 1 (WITH 1 OF 1 COUNTED)							
TROY DONTE PRESTWOOD.	127	69.02	44	20	54	0	9
WRITE-IN.	57	30.98	21	1	29	0	6
Over Votes	0		0	0	0	0	0
Under Votes	65		9	4	21	1	30
ADVISORY NEIGHBORHOOD COMMISSIONER 8A05							
Vote for Not More Than 1 (WITH 3 OF 3 COUNTED)							
MIKE JONES	111	31.99	45	12	49	2	3
CHARLES E. WILSON.	217	62.54	71	17	101	2	26
WRITE-IN.	19	5.48	10	1	6	0	2
Over Votes	0		0	0	0	0	0
Under Votes	100		10	5	26	1	58
ADVISORY NEIGHBORHOOD COMMISSIONER 8A06							
Vote for Not More Than 1 (WITH 3 OF 3 COUNTED)							
GRETA J. FULLER	219	48.24	84	20	93	0	22
TINA L. FLETCHER	224	49.34	81	31	96	0	16
WRITE-IN.	11	2.42	3	2	4	0	2
Over Votes	0		0	0	0	0	0
Under Votes	92		9	1	25	0	57

OFFICIAL RESULTS

MAYORAL GENERAL ELECTION
DISTRICT OF COLUMBIA
TUESDAY, NOVEMBER 4, 2014

OFFICIAL RESULTS

RUN DATE:12/02/14 10:10 AM

	TOTAL VOTES	%	IVO ED	IVO EV	M100 ED	M100 EV	650 ABS/SPEC
ADVISORY NEIGHBORHOOD COMMISSIONER 8A07							
Vote for Not More Than 1 (WITH 2 OF 2 COUNTED)							
NATALIE WILLIAMS	340	93.41	147	36	122	2	33
WRITE-IN.	24	6.59	8	1	13	1	1
Over Votes	0		0	0	0	0	0
Under Votes	84		16	8	26	0	34
ADVISORY NEIGHBORHOOD COMMISSIONER 8B01							
Vote for Not More Than 1 (WITH 2 OF 2 COUNTED)							
KHADIJAH WATSON	345	90.55	134	26	138	1	46
WRITE-IN.	36	9.45	14	2	18	0	2
Over Votes	0		0	0	0	0	0
Under Votes	100		20	10	21	0	49
ADVISORY NEIGHBORHOOD COMMISSIONER 8B02							
Vote for Not More Than 1 (WITH 2 OF 2 COUNTED)							
PAUL TRANTHAM	127	50.80	48	18	43	1	17
DARRELL DANNY GASTON.	101	40.40	38	11	43	0	9
WRITE-IN.	22	8.80	4	9	6	0	3
Over Votes	0		0	0	0	0	0
Under Votes	72		8	3	10	0	51
ADVISORY NEIGHBORHOOD COMMISSIONER 8B03							
Vote for Not More Than 1 (WITH 3 OF 3 COUNTED)							
KEVIN VAUGHAN	303	88.86	141	32	102	2	26
WRITE-IN.	38	11.14	13	0	22	0	3
Over Votes	0		0	0	0	0	0
Under Votes	131		18	4	43	0	66
ADVISORY NEIGHBORHOOD COMMISSIONER 8B04							
Vote for Not More Than 1 (WITH 1 OF 1 COUNTED)							
ANTHONY LORENZO GREEN	172	94.51	73	15	67	1	16
WRITE-IN.	10	5.49	4	0	6	0	0
Over Votes	0		0	0	0	0	0
Under Votes	47		7	5	12	0	23
ADVISORY NEIGHBORHOOD COMMISSIONER 8B05							
Vote for Not More Than 1 (WITH 1 OF 1 COUNTED)							
BETTY SCIPPPIO	268	93.38	135	22	89	2	20
WRITE-IN.	19	6.62	3	3	11	0	2
Over Votes	0		0	0	0	0	0
Under Votes	87		18	2	39	1	27

RUN DATE:12/02/14 10:10 AM

	TOTAL VOTES	%	IVO ED	IVO EV	M100 ED	M100 EV	650 ABS/SPEC
ADVISORY NEIGHBORHOOD COMMISSIONER 8B06							
Vote for Not More Than 1 (WITH 1 OF 1 COUNTED)							
NO CANDIDATE FILED	0		0	0	0	0	0
WRITE-IN.	55	100.00	19	15	17	0	4
Over Votes	0		0	0	0	0	0
Under Votes	248		70	34	76	2	66
ADVISORY NEIGHBORHOOD COMMISSIONER 8B07							
Vote for Not More Than 1 (WITH 1 OF 1 COUNTED)							
NO CANDIDATE FILED	0		0	0	0	0	0
WRITE-IN.	52	100.00	20	8	20	1	3
Over Votes	0		0	0	0	0	0
Under Votes	192		58	25	69	0	40
ADVISORY NEIGHBORHOOD COMMISSIONER 8C01							
Vote for Not More Than 1 (WITH 3 OF 3 COUNTED)							
JEFFREY McCOY	228	91.94	74	28	93	0	33
WRITE-IN.	20	8.06	9	4	6	0	1
Over Votes	0		0	0	0	0	0
Under Votes	77		5	6	20	0	46
ADVISORY NEIGHBORHOOD COMMISSIONER 8C02							
Vote for Not More Than 1 (WITH 2 OF 2 COUNTED)							
(TERRY) TERESA STITH.	240	94.49	96	31	100	1	12
WRITE-IN.	14	5.51	6	1	6	0	1
Over Votes	0		0	0	0	0	0
Under Votes	85		18	9	31	0	27
ADVISORY NEIGHBORHOOD COMMISSIONER 8C03							
Vote for Not More Than 1 (WITH 4 OF 4 COUNTED)							
MARY J. CUTHBERT	318	91.64	108	52	125	0	33
WRITE-IN.	29	8.36	9	8	10	0	2
Over Votes	0		0	0	0	0	0
Under Votes	160		19	15	19	1	106
ADVISORY NEIGHBORHOOD COMMISSIONER 8C04							
Vote for Not More Than 1 (WITH 3 OF 3 COUNTED)							
MARKUS BATCHELOR	204	54.40	72	19	85	1	27
DERRICK COLBERT	164	43.73	60	18	67	1	18
WRITE-IN.	7	1.87	3	1	2	0	1
Over Votes	0		0	0	0	0	0
Under Votes	114		12	6	17	0	79

OFFICIAL RESULTS

MAYORAL GENERAL ELECTION
DISTRICT OF COLUMBIA
TUESDAY, NOVEMBER 4, 2014

OFFICIAL RESULTS

RUN DATE:12/02/14 10:10 AM

	TOTAL VOTES	%	IVO ED	IVO EV	M100 ED	M100 EV	650 ABS/SPEC
ADVISORY NEIGHBORHOOD COMMISSIONER 8C05							
Vote for Not More Than 1 (WITH 2 OF 2 COUNTED)							
W. CARDELL SHELTON	65	37.57	21	8	33	0	3
BRENDA E. SHIELDS.	96	55.49	28	12	47	2	7
WRITE-IN.	12	6.94	4	1	5	0	2
Over Votes	0		0	0	0	0	0
Under Votes	50		2	6	3	3	36
ADVISORY NEIGHBORHOOD COMMISSIONER 8C06							
Vote for Not More Than 1 (WITH 2 OF 2 COUNTED)							
RHONDA L. EDWARDS-HINES.	145	63.88	51	12	63	0	19
NELLA PETERSON.	75	33.04	33	4	34	1	3
WRITE-IN.	7	3.08	3	1	3	0	0
Over Votes	0		0	0	0	0	0
Under Votes	71		14	3	18	0	36
ADVISORY NEIGHBORHOOD COMMISSIONER 8C07							
Vote for Not More Than 1 (WITH 1 OF 1 COUNTED)							
CHARLES L. LINDSAY	295	88.59	111	42	118	2	22
WRITE-IN.	38	11.41	13	3	21	0	1
Over Votes	0		0	0	0	0	0
Under Votes	88		14	6	28	0	40
ADVISORY NEIGHBORHOOD COMMISSIONER 8D01							
Vote for Not More Than 1 (WITH 1 OF 1 COUNTED)							
PATRICIA PAT CARMON	265	88.33	81	22	130	2	30
WRITE-IN.	35	11.67	9	1	19	0	6
Over Votes	0		0	0	0	0	0
Under Votes	102		13	7	52	1	29
ADVISORY NEIGHBORHOOD COMMISSIONER 8D02							
Vote for Not More Than 1 (WITH 2 OF 2 COUNTED)							
OLIVIA L. HENDERSON	224	95.32	70	16	112	2	24
WRITE-IN.	11	4.68	1	1	7	0	2
Over Votes	0		0	0	0	0	0
Under Votes	72		8	0	24	1	39
ADVISORY NEIGHBORHOOD COMMISSIONER 8D03							
Vote for Not More Than 1 (WITH 1 OF 1 COUNTED)							
ABSALOM "AB" JORDAN	168	93.33	64	5	80	1	18
WRITE-IN.	12	6.67	4	1	4	0	3
Over Votes	0		0	0	0	0	0
Under Votes	76		11	2	29	0	34

OFFICIAL RESULTS

MAYORAL GENERAL ELECTION
DISTRICT OF COLUMBIA
TUESDAY, NOVEMBER 4, 2014

OFFICIAL RESULTS

RUN DATE:12/02/14 10:10 AM

	TOTAL VOTES	%	IVO ED	IVO EV	M100 ED	M100 EV	650 ABS/SPEC
ADVISORY NEIGHBORHOOD COMMISSIONER 8D04							
Vote for Not More Than 1 (WITH 1 OF 1 COUNTED)							
MONIQUE T. DIOP	95	92.23	25	13	35	0	22
WRITE-IN.	8	7.77	2	0	4	0	2
Over Votes	0		0	0	0	0	0
Under Votes	52		7	5	9	0	31
ADVISORY NEIGHBORHOOD COMMISSIONER 8D05							
Vote for Not More Than 1 (WITH 1 OF 1 COUNTED)							
THOMAS RUFFIN, JR.	208	95.41	80	25	76	2	25
WRITE-IN.	10	4.59	3	2	4	0	1
Over Votes	0		0	0	0	0	0
Under Votes	55		5	2	19	0	29
ADVISORY NEIGHBORHOOD COMMISSIONER 8D06							
Vote for Not More Than 1 (WITH 2 OF 2 COUNTED)							
NO CANDIDATE FILED	0		0	0	0	0	0
WRITE-IN.	62	100.00	27	6	24	1	4
Over Votes	0		0	0	0	0	0
Under Votes	445		131	39	195	3	77
ADVISORY NEIGHBORHOOD COMMISSIONER 8D07							
Vote for Not More Than 1 (WITH 4 OF 4 COUNTED)							
THERESA H. JONES	254	95.85	70	41	101	2	40
WRITE-IN.	11	4.15	2	0	8	0	1
Over Votes	1		0	0	0	0	1
Under Votes	97		7	6	25	0	59
ADVISORY NEIGHBORHOOD COMMISSIONER 8E01							
Vote for Not More Than 1 (WITH 3 OF 3 COUNTED)							
JOSEPH JOHNSON.	151	46.46	56	35	45	0	15
MARVIN S. LEE	163	50.15	68	26	42	0	27
WRITE-IN.	11	3.38	0	5	5	0	1
Over Votes	0		0	0	0	0	0
Under Votes	123		11	9	11	0	92
ADVISORY NEIGHBORHOOD COMMISSIONER 8E02							
Vote for Not More Than 1 (WITH 2 OF 2 COUNTED)							
MAURICE DICKENS	141	42.34	62	15	46	1	17
ANTHONY MUHAMMAD	172	51.65	62	21	68	2	19
WRITE-IN.	20	6.01	6	1	13	0	0
Over Votes	0		0	0	0	0	0
Under Votes	66		14	2	21	0	29

OFFICIAL RESULTS

MAYORAL GENERAL ELECTION
DISTRICT OF COLUMBIA
TUESDAY, NOVEMBER 4, 2014

OFFICIAL RESULTS

RUN DATE:12/02/14 10:10 AM

TOTAL VOTES % IVO ED IVO EV M100 ED M100 EV 650 ABS/SPEC

ADVISORY NEIGHBORHOOD COMMISSIONER 8E03

Vote for Not More Than 1 (WITH 1 OF 1 COUNTED)							
JEFFREY J. TONEY	49	29.34	16	7	23	0	3
ANTHONY (JAMAAL) DAILEY.	110	65.87	41	26	39	0	4
WRITE-IN.	8	4.79	3	2	2	0	1
Over Votes	0		0	0	0	0	0
Under Votes	40		8	3	14	0	15

ADVISORY NEIGHBORHOOD COMMISSIONER 8E04

Vote for Not More Than 1 (WITH 1 OF 1 COUNTED)							
NO CANDIDATE FILED	0		0	0	0	0	0
WRITE-IN.	111	100.00	28	40	30	0	13
Over Votes	0		0	0	0	0	0
Under Votes	357		109	108	87	0	53

ADVISORY NEIGHBORHOOD COMMISSIONER 8E05

Vote for Not More Than 1 (WITH 1 OF 1 COUNTED)							
CHRISTOPHER L. HAWTHORNE	348	90.39	105	66	122	3	52
WRITE-IN.	37	9.61	9	1	22	0	5
Over Votes	0		0	0	0	0	0
Under Votes	123		15	10	39	0	59

ADVISORY NEIGHBORHOOD COMMISSIONER 8E06

Vote for Not More Than 1 (WITH 1 OF 1 COUNTED)							
KARLENE (K.) ARMSTEAD	182	82.35	68	33	70	1	10
WRITE-IN.	39	17.65	17	2	17	1	2
Over Votes	0		0	0	0	0	0
Under Votes	81		12	8	28	0	33

ADVISORY NEIGHBORHOOD COMMISSIONER 8E07

Vote for Not More Than 1 (WITH 2 OF 2 COUNTED)							
S V WILLIAMS	164	43.39	62	19	68	2	13
STEPHEN A. SLAUGHTER.	193	51.06	69	33	79	5	7
WRITE-IN.	21	5.56	6	3	10	0	2
Over Votes	0		0	0	0	0	0
Under Votes	94		8	6	38	0	42

INITIATIVE #71 LEGALIZATION MARIJUANA
DISTRICT OF COLUMBIA

Vote for Not More Than 1 (WITH 143 OF 143 COUNTED)							
FOR INITIATIVE 71.	115,050	70.06	30,059	16,330	51,500	936	16,225
AGAINST INITIATIVE 71	49,168	29.94	10,821	7,532	24,207	559	6,049
Over Votes	37		0	0	18	0	19
Under Votes	13,103		1,701	1,164	7,489	135	2,614

Attachment 4

November 2014 General Analysis Chart

2014 April Primary Analysis Chart

2014 November Analysis Chart

<u>Description of Issue Encountered</u>	<u>Delay Time (approx.)</u>	<u>Cause of Issue</u>	<u>Remedial Action Taken</u>	<u>Probability of Repeat Issue</u>	<u>After-Action Report Reference</u>	<u>April Election Issues Evaluated during the November Election</u>	<u>Assessment of Remedial Action Taken</u>	<u>Board Observations</u>
Delay in Uploading Early Voting	1.5 hrs	Switch and Server Failure	Replaced switch and server	0%	Pages 18-19	Early voting results were tabulated beginning at 10:00am	No delays in uploading results - results printed at 8:04pm and published at 8:15	Early voting results tabulated at 3:00pm and released at 8:15pm
Web display Reporting Discrepancy	30 mins	ASCII grouping and CSV reporting tool mapped incorrectly	CSV conversion tool programmed to read all ASCII groupings	0%	Pages 18-19	Conducted preliminary reporting activities to ensure proper reading and displaying of election results	Election Results reported accurately and on time	Reporting tool operated without incident
Summary Reports displaying incorrect time stamp	No delay	Server failure	Server replaced	0%	Pages 18-19	Voting system inspected prior to election day; logs and preliminary reports were reviewed	Reports generated accurately and on time	1 st report: 8:04 / EVC 2 nd report: 8:59 / 9 pct 3 rd report: 9:53 / 41 pct 4 th report: 10:33 / 115 pct 5 th report: 11:07 / 140 pct 6 th report: 11:27 / 143 pct 7 th report: 12:13 / 143 pct
Media Interaction	Infrequent interaction	Delay in election results	Repaired technical issue; Additional media personnel added to team	0%	Pages 19-20	Multiple media days conducted and walked media representatives thru the reporting process and details of the report	Interaction with the media was timely and uneventful	Minimal expressions of concern regarding reporting and timeliness of reports

<u>Description of Issue Encountered</u>	<u>Delay Time (approx.)</u>	<u>Cause of Issue</u>	<u>Remedial Action Taken</u>	<u>Probability of Repeat Issue</u>	<u>After-Action Report Reference</u>	<u>April Election Issues Evaluated during the November Election</u>	<u>Assessment of Remedial Action Taken</u>	<u>Board Observations</u>
Precinct Ivo Closing Delays	1-2 hrs	Screen freezes; Printer problems; Technical support needed by Captains	Preventative Maintenance Service to all DRE; Deployment of 48 technical rovers; Assistance at closing time	10%	Pages 16-17	Maintenance on Ivos and M100s to ensure proper mechanical performance	Precincts experienced minor technical issues with its Ivos and M100s	New equipment is need to avoid escalating technical issues
Precinct Supplies Inadequate	N/A	Warehouse packing list issues	Implemented new packing list and procedures	0%		Implemented new packing and cross checking procedures	Precinct Captains reported no supply issues on Election Day	Additional systems are needed, but new procedures were effective

Projected and Actual Summary Reporting Times for November 4, 2014

<u>Proposed timeline for posting results</u>	<u>Actual Time Posted</u>	<u>Precincts</u>
8:00pm – 8:30pm	8:04	Early Voting Center Results
8:45pm – 9:15pm	8:59	9 of 143 / 6.29%
1 st report from the polls		
9:30pm – 10:00pm	9:53	41 of 143 / 28.27%
10:15pm – 10:45pm	10:33	115 of 143/80.42%
11:00pm – 11:30pm	11:07	140 of 143/97.90%
11:30pm – 12:00am	11:27	143 of 143/100%

Attachment 5

November 2014 General Media Packet Insert

Frequently asked Questions for November 4, 2014 General Election

Washington, DC – The District of Columbia Board of Elections (DCBOE) is releasing this series of frequently asked questions and answers for the news media and the general public on the upcoming November 4, 2014 General Election.

What are the voting hours for the November 4th General?

Polls will be open from 7:00am to 8:00pm. Any voter in line by 8:00pm will be allowed to cast a ballot.

Who may vote?

All registered voters in the District of Columbia may vote in the November 4th General Election. New voters wishing to participate in same-day registration may do so at their assigned polling location.

Is it too late to register?

No, the District of Columbia offers same-day change of address and voter registration. To register at the polls, you will need to show proof of residence such as a driver's license, government check or paycheck, lease, utility bill, bank statement or government document showing your name and address in the District.

What are the contests on the ballot?

- Delegate to the U.S. House of Representatives
- Mayor of the District of Columbia
- Attorney General of the District of Columbia
- Chairman of the Council of the District of Columbia
- At-Large Member of the Council of the District of Columbia
- United States Shadow Representative
- United States Shadow Senator
- Wards 1, 3, 5, and 6 Members of the Council of the District of Columbia
- Wards 1, 3, 5, and 6 Members of the State Board of Education
- Advisory Neighborhood Commissioners
- Initiative 71 "*Legalization of Possession of Minimal Amounts of Marijuana for Personal Use Act of 2014*"

How many polling places will be open?

All 143 polling places will be open for the November 4th General Election.

Do voters need to show identification?

Voters are not required to show identification, although doing so may speed up the check-in process. However, if a new voter chooses to register at the polls, they must show proof of residence.

What voting equipment will voters use to cast their ballot?

Voters have their choice of paper or electronic (touchscreen) ballots at every polling place.

Have any polling places been relocated for the November 4th General?

The five precincts listed below have been relocated for the November 4th General.

<u>Ward</u>	<u>Precinct</u>	<u>Former Location</u>	<u>New Location</u>
2	6	Duke Ellington School of the Arts	Georgetown Library 3260 R Street NW
3	28	St. Sophia's Greek Orthodox Church (Church of the Annunciation voters)	Church of the Annunciation 3810 Massachusetts Ave. NW
4	49	Raymond Elementary School	Raymond Recreation Center 3725 10 th Street NW
7	99	Ward Memorial AME Church	Smothers Elementary School 4400 Brooks Street NE
7	101	River Terrace Elementary School	Beyond the Veil Worship Center 3433 Benning Road NE

What happens if there is a power outage or other problem with the voting equipment?

Every polling place has an emergency bin where paper ballots can be placed if there is a power outage or a problem with the voting equipment. Poll workers are trained to open the doors of each polling place promptly at 7:00am and to make sure that voters can cast paper ballots that will be placed in the emergency bin if they have a problem getting the electronic scanner or the touch screen voting equipment set up. In addition, the Board has roving technical support teams with replacement voting equipment who will replace the equipment quickly if there is a problem.

Who should voters call if they have a question or problem?

If a voter has a question, problem, or concern while they are voting, the first person to contact is the supervisor at the polling place, who is referred to as the Precinct Captain. The best time and place to resolve a problem is where and when it happens. Voters can also call the Board of Elections with questions at (202) 727-2525. To report incidents of election misconduct, call the Board's Office of the General Counsel at (202) 727-2194.

What is the best time to vote to avoid lines?

Most voters find it more convenient to cast their ballots before going to work or shortly before the polls close, the best time to vote and avoid lines is in the late morning or early afternoon.

What rules apply to media activity at the polling place?

When a representative from the media arrives at the polling place, he or she should ask for the Precinct Captain. This official has supervisory authority and is required to keep a record of all visitors in the polling place. You must have media credentials or permission from the Board to remain in a polling place when you are not voting. If you

do not have generally accepted media credentials, contact the Board's spokesperson to arrange for an election observer badge.

Inside the polling place and within a 50-foot perimeter of the entrance, you may not:

- Talk to voters who are in the process of checking in or casting their ballot.
- Touch any official record, ballot, voting equipment, or counting form.
- Bring or ask any voter to bring campaign items or literature inside the polling place.
- Interview voters about their choices. Voters and observers may not urge the election or defeat, of any candidate on the ballot within 50-feet of the polling place.
- Interfere with polling place officials or obstruct the election process.
- Compromise the secrecy of the voter's ballot.
- Talk on cell phones inside the polling location. You may text inside a polling place but all telephone conversations must be taken outside.

To avoid surprises and to make sure election workers are prepared for your visit, we encourage media representatives to contact the Board's spokesperson, Denise Tolliver, via cell at (202) 441-1121 or via email at dtolliver@dcboee.org.

What rules apply to photography in the polling place?

The District of Columbia Board of Elections asks that you take only wide shots of the voting area. If you take a close-up picture, please make sure the subject agrees to have his/her photo taken. You may not capture any close-up image of a ballot or a voter's selection on the ballot.

What rules apply to candidates' representatives inside the polling place?

Candidates are permitted to have one poll watcher per precinct and may have a poll watcher supervisor present. Election observers who are not affiliated with a candidate may also be present. Precinct Captains are instructed to give priority access to poll watchers, then to members of the media, then to election observers. Poll watchers may challenge a voter's qualifications, but may not assist voters in casting a ballot.

When and where will results be available once the polls close?

The Board will release results on its website at http://www.dcboee.org/election_infor_results/.

The anticipated timeline for posting results is as follows:

- **8:00pm – 8:30pm (estimated):**
Early voting results will be released.
- **8:30pm – 9:15pm (estimated): Results posted at each polling place:**
As soon as the polls close at 8:00pm, poll workers will print two reports; one from the touch screen voting machine and one from the paper ballot scanner listing the number of votes each candidate has received and will tape those results to a wall or window before sending them to the Board of Elections. The Board will

post results from all early voting equipment at One Judiciary Square, and will also make those tapes available for public inspection.

- **9:00pm – 9:30pm (estimated): Results from the polls arrive at DCBOE**
After results from the precinct have been posted, a driver picks up a second copy of the printout along with the electronic storage media containing unofficial results. Each driver picks up results from their assigned polling places. When all precincts on their route have finished closing the polls, the drivers bring the results to the Board's office at One Judiciary Square.

Electronic storage media and paper printouts from each polling place are brought through the loading dock behind One Judiciary Square. Precinct returns are logged there and then brought to the Board's office on the second floor. Staff and members of the Board will review and sign-off on the results, which will then be available on the Board's website.

- **9:15pm – 9:45pm (estimated): Results available at DCBOE**
The Board will strive to begin releasing unofficial results by 9:30pm. Results will be reported after that time as they arrive in the DCBOE headquarters.
- **5:00pm on November 14, 2014:** Absentee, provisional and curbside results will be made available at www.dcboee.org.

Results for the following will be available ten days after the election:

- Absentee ballots cast by mail or during the early voting period at One Judiciary Square
- Curbside ballots cast by senior citizens or voters with disabilities
- "Special" ballots, also known as provisional ballots, cast by voters who update their registration or register to vote at the polls

What else does the Board do before certifying results of the election?

Once all ballots have been counted, the Board will conduct a post-election audit. This audit includes conducting a hand count of paper ballots, as well as the paper audit trail of votes cast using the touch screen voting machine, in at least one precinct in each ward. The Board will certify results upon completion of this audit at its monthly meeting on November 20, 2014.

What is the fastest way to get information on Election Day?

The fastest place to get news and information on Election Day is by calling the Board of Elections office at (202) 727-2525 or by following the Twitter feed at @DCBOEE (www.twitter.com/DCBOEE).

You may also contact the Board's Public Information Officer, Denise Tolliver via cell, email or in person at the DCBOE media center, located at 441 4th Street NW, Suite 280 North.