




**D.C. BOARD OF ELECTIONS
MONTHLY REPORT OF VOTER REGISTRATION STATISTICS**



**CITYWIDE REGISTRATION SUMMARY
AS OF JUNE 30, 2018**

WARD	DEM	REP	STG	LIB	OTH	NP	TOTALS
1	45,412	2,919	633	163	195	11,384	60,706
2	30,477	5,706	239	182	165	10,742	47,511
3	38,224	6,344	366	155	150	10,971	56,210
4	49,096	2,250	533	104	165	8,867	61,015
5	52,750	2,358	589	136	236	9,538	65,607
6	55,157	7,295	534	269	250	13,716	77,221
7	48,088	1,314	434	64	169	6,787	56,856
8	46,515	1,401	453	49	194	7,305	55,917
TOTALS	365,719	29,587	3,781	1,122	1,524	79,310	481,043
<i>Percentage By Party</i>	76.03%	6.15%	.79%	.23%	.32%	16.49%	100.00%

District of Columbia
BOARD OF ELECTIONS
Monthly Report
of
VOTER REGISTRATION STATISTICS
and
REGISTRATION TRANSACTIONS
as of the end of
JUNE 30, 2018
Covering Citywide Totals by:
WARD, PRECINCT AND PARTY



1015 Half Street SE Suite 750
 Washington, DC 20003
 (202) 727-2525
<http://www.dcboe.org>




D.C. BOARD OF ELECTIONS
MONTHLY REPORT OF VOTER REGISTRATION STATISTICS



WARD 1 REGISTRATION SUMMARY
AS OF JUNE 30, 2018

PRECINCT	DEM	REP	STG	LIB	OTH	NP	TOTALS
20	1,592	31	10	3	6	278	1,920
22	3,782	386	30	12	13	994	5,217
23	2,899	214	42	13	15	787	3,970
24	2,646	247	28	17	11	766	3,715
25	3,817	436	48	18	14	1,095	5,428
35	3,601	215	50	17	9	856	4,748
36	4,213	250	55	11	22	1,008	5,559
37	3,539	165	44	11	21	842	4,622
38	2,940	135	45	15	13	743	3,891
39	4,144	190	67	12	15	933	5,361
40	3,842	183	80	10	18	986	5,119
41	3,608	207	74	8	18	1,013	4,928
42	1,811	89	25	5	10	458	2,398
43	1,829	70	28	5	6	371	2,309
137	1,149	101	7	6	4	254	1,521
TOTALS	45,412	2,919	633	163	195	11,384	60,706



**D.C. BOARD OF ELECTIONS
MONTHLY REPORT OF VOTER REGISTRATION STATISTICS**



**WARD 2 REGISTRATION SUMMARY
AS OF JUNE 30, 2018**

PRECINCT	DEM	REP	STG	LIB	OTH	NP	TOTALS
2	898	167	7	9	10	543	1,634
3	1,642	376	17	9	11	650	2,705
4	1,961	502	8	11	11	737	3,230
5	2,100	599	15	17	14	772	3,517
6	2,330	823	21	17	16	1,258	4,465
13	1,299	235	4	4	5	420	1,967
14	2,795	451	27	18	9	937	4,237
15	2,985	401	33	19	14	884	4,336
16	3,378	432	33	24	17	958	4,842
17	4,787	629	29	23	22	1,450	6,940
129	2,335	405	12	8	14	897	3,671
141	2,428	306	15	11	12	656	3,428
143	1,539	380	18	12	10	580	2,539
TOTALS	30,477	5,706	239	182	165	10,742	47,511



**D.C. BOARD OF ELECTIONS
MONTHLY REPORT OF VOTER REGISTRATION STATISTICS**



**WARD 3 REGISTRATION SUMMARY
AS OF JUNE 30, 2018**

PRECINCT	DEM	REP	STG	LIB	OTH	NP	TOTALS
7	1,275	396	13	4	5	559	2,252
8	2,433	635	28	6	10	776	3,888
9	1,194	495	7	9	9	499	2,213
10	1,882	412	19	9	10	689	3,021
11	3,375	837	44	34	21	1,222	5,533
12	496	181		5	4	204	890
26	2,891	341	21	9	6	831	4,099
27	2,468	247	21	8	2	567	3,313
28	2,499	464	41	13	11	767	3,795
29	1,307	221	12	7	8	392	1,947
30	1,285	205	11	4	6	304	1,815
31	2,452	305	16	9	13	572	3,367
32	2,763	290	30	6	10	566	3,665
33	2,909	275	26	4	5	663	3,882
34	3,830	427	38	12	11	1,093	5,411
50	2,164	279	16	5	7	502	2,973
136	837	80	10	0	3	263	1,193
138	2,164	254	13	11	9	502	2,953
TOTALS	38,224	6,344	366	155	150	10,971	56,210




**D.C. BOARD OF ELECTIONS
MONTHLY REPORT OF VOTER REGISTRATION STATISTICS**



**WARD 4 REGISTRATION SUMMARY
AS OF JUNE 30, 2018**

PRECINCT	DEM	REP	STG	LIB	OTH	NP	TOTALS
45	2,313	68	32	8	7	375	2,803
46	2,806	100	32	8	14	487	3,447
47	3,445	137	44	10	14	742	4,392
48	2,792	130	29	7	7	546	3,511
49	909	44	13	3	5	203	1,177
51	3,365	513	23	8	10	619	4,538
52	1,255	146	10	2	5	233	1,651
53	1,243	73	21	3	4	244	1,588
54	2,348	96	27	4	5	442	2,922
55	2,447	82	15	1	13	424	2,982
56	3,120	97	36	10	13	634	3,910
57	2,467	72	34	6	10	483	3,072
58	2,275	60	19	5	6	357	2,722
59	2,599	84	27	7	7	417	3,141
60	2,163	72	24	5	11	604	2,879
61	1,587	57	16	1	5	300	1,966
62	3,144	131	22	2	4	387	3,690
63	3,714	140	59	3	17	653	4,586
64	2,353	63	21	6	6	361	2,810
65	2,751	85	29	5	2	356	3,228
TOTALS	49,096	2,250	533	104	165	8,867	61,015




**D.C. BOARD OF ELECTIONS
MONTHLY REPORT OF VOTER REGISTRATION STATISTICS**



**WARD 5 REGISTRATION SUMMARY
AS OF JUNE 30, 2018**

PRECINCT	DEM	REP	STG	LIB	OTH	NP	TOTALS
19	4,425	193	66	14	17	956	5,671
44	2,854	237	29	9	19	650	3,798
66	4,547	96	44	4	19	606	5,316
67	2,879	100	24	4	8	423	3,438
68	1,928	161	22	10	6	402	2,529
69	2,099	73	20	1	10	294	2,497
70	1,455	71	23	0	4	233	1,786
71	2,426	72	24	5	9	347	2,883
72	4,347	143	38	9	25	729	5,291
73	1,956	89	24	6	9	358	2,442
74	4,738	263	60	13	23	1,004	6,101
75	3,936	223	50	23	22	821	5,075
76	1,657	96	20	6	6	381	2,166
77	2,931	120	28	5	13	528	3,625
78	2,966	98	43	9	12	495	3,623
79	2,071	78	24	2	13	384	2,572
135	3,094	182	34	12	16	618	3,956
139	2,441	63	16	4	5	309	2,838
TOTALS	52,750	2,358	589	136	236	9,538	65,607




**D.C. BOARD OF ELECTIONS
MONTHLY REPORT OF VOTER REGISTRATION STATISTICS**



**WARD 6 REGISTRATION SUMMARY
AS OF JUNE 30, 2018**

PRECINCT	DEM	REP	STG	LIB	OTH	NP	TOTALS
1	4,401	575	47	26	18	1,231	6,298
18	4,790	383	49	20	21	1,112	6,375
21	1,190	59	9	6	2	245	1,511
81	4,611	372	48	14	20	951	6,016
82	2,566	250	27	10	8	597	3,458
83	5,513	750	46	32	26	1,435	7,802
84	1,952	410	18	7	11	536	2,934
85	2,682	499	22	14	8	733	3,958
86	2,221	247	24	10	7	443	2,952
87	2,676	295	18	3	16	591	3,599
88	2,103	299	22	8	6	487	2,925
89	2,576	627	25	18	11	770	4,027
90	1,584	238	14	6	13	457	2,312
91	4,101	416	34	14	20	933	5,518
127	4,222	314	46	22	17	877	5,498
128	2,449	220	29	13	11	592	3,314
130	786	305	6	2	3	271	1,373
131	3,054	813	32	30	23	968	4,920
142	1,680	223	18	14	9	487	2,431
TOTALS	55,157	7,295	534	269	250	13,716	77,221




**D.C. BOARD OF ELECTIONS
MONTHLY REPORT OF VOTER REGISTRATION STATISTICS**



**WARD 7 REGISTRATION SUMMARY
AS OF JUNE 30, 2018**

PRECINCT	DEM	REP	STG	LIB	OTH	NP	TOTALS
80	1,470	85	21	4	3	281	1,864
92	1,589	35	12	1	5	235	1,877
93	1,595	41	18	2	7	241	1,904
94	1,973	59	18	1	5	275	2,331
95	1,675	48	12	1	2	281	2,019
96	2,359	60	14	0	12	353	2,798
97	1,419	48	16	1	6	212	1,702
98	1,921	42	20	5	9	258	2,255
99	1,527	52	18	5	7	270	1,879
100	2,427	49	16	2	9	295	2,798
101	1,588	30	14	4	5	184	1,825
102	2,362	53	20	3	12	297	2,747
103	3,488	81	42	4	10	493	4,118
104	3,135	87	31	3	20	459	3,735
105	2,422	72	19	4	9	389	2,915
106	2,842	61	22	3	12	387	3,327
107	1,769	61	15	1	6	238	2,090
108	1,072	32	6	0	2	133	1,245
109	968	39	4	0	1	102	1,114
110	3,731	101	24	9	10	441	4,316
111	2,456	63	33	3	6	388	2,949
113	2,210	57	22	3	6	270	2,568
132	2,090	58	17	5	5	305	2,480
TOTALS	48,088	1,314	434	64	169	6,787	56,856



**D.C. BOARD OF ELECTIONS
MONTHLY REPORT OF VOTER REGISTRATION STATISTICS**



**WARD 8 REGISTRATION SUMMARY
AS OF JUNE 30, 2018**

PRECINCT	DEM	REP	STG	LIB	OTH	NP	TOTALS
112	2,235	59	16	0	10	321	2,641
114	3,607	139	41	3	24	610	4,424
115	2,830	68	25	4	11	608	3,546
116	4,142	105	43	4	15	634	4,943
117	2,108	46	19	3	9	332	2,517
118	2,777	76	31	3	15	407	3,309
119	2,763	113	34	3	15	459	3,387
120	1,963	37	15	2	4	260	2,281
121	3,435	78	29	3	8	474	4,027
122	1,820	47	22	1	8	258	2,156
123	2,381	172	26	11	20	406	3,016
124	2,633	71	24	1	8	368	3,105
125	4,525	103	36	4	16	713	5,397
126	3,897	140	50	6	17	719	4,829
133	1,313	45	8	0	1	177	1,544
134	2,226	49	24	0	5	286	2,590
140	1,860	53	10	1	8	273	2,205
TOTALS	46,515	1,401	453	49	194	7,305	55,917



D.C. BOARD OF ELECTIONS
MONTHLY REPORT OF VOTER REGISTRATION STATISTICS



CITYWIDE REGISTRATION ACTIVITY

For voter registration activity between 05/31/2018 and 06/30/2018

NEW REGISTRATIONS	DEM	REP	STG	LIB	OTH	NP	TOTAL
BEGINNING TOTALS	362317	29364	3751	1069	1524	78731	476756
Board of Elections Over the Counter	41	1	1	1	0	11	55
Board of Elections by Mail	53	9	1	0	0	32	95
Online Registration	637	52	7	4	10	141	851
Department of Motor Vehicle	956	100	43	9	15	382	1505
Department on Disability Services	2	1	0	0	0	0	3
Office of Aging	0	0	0	0	0	0	0
Federal Postcard Application	1	0	0	0	0	0	1
Department of Parks and Recreation	0	0	0	0	0	0	0
Nursing Home Program	17	2	0	1	0	2	22
Dept. of Youth Rehabilitative Services	0	0	0	0	0	0	0
Department of Corrections	24	3	1	0	0	5	33
Department of Human Services	5	1	1	0	0	1	8
Special / Provisional	7	1	0	0	0	0	8
All Other Sources	146	9	2	1	1	39	198
+ TOTAL NEW REGISTRATIONS	1887	179	56	16	26	613	2776

ACTIVATIONS							
Reinstated from Inactive Status	270	21	6	1	4	53	355
Administrative Corrections	816	21	6	0	0	420	1263
+ TOTAL ACTIVATIONS	1086	42	12	1	4	473	1618

DEACTIVATIONS							
Changed to Inactive Status	1	0	0	0	0	0	1
Moved Out Of District (Deleted)	0	0	0	0	0	0	0
Felon (Deleted)	0	0	0	0	0	0	0
Deceased (Deleted)	26	1	0	0	0	0	27
Administrative Corrections	85	8	1	4	1	23	122
- TOTAL DEACTIVATIONS	112	9	1	4	1	23	150

AFFILIATION CHANGES							
+ Changed To Party	831	177	54	55	31	267	
- Changed From Party	-290	-166	-91	-15	-60	-751	
ENDING TOTALS	365719	29587	3781	1122	1524	79310	481043